Rabbit SOX5 Polyclonal Antibody | anti-SOX5 antibody

SOX5 Polyclonal Antibody

CATALOG #	HOST	REACTIVITY	APPLICATIONS
AAA10779	**Rabbit**	**Human, Mouse, Rat**	**Western Blot, Immunohistochemistry, Immunofluorescence**

PRODUCT SYNONYMS

SOX5; Polyclonal Antibody; SOX5 Polyclonal Antibody; L-SOX5; L-SOX5B; L-SOX5F; anti-SOX5 antibody

PRODUCT SPECIFICATIONS

Host	Rabbit
Reactivity	Human, Mouse, Rat
Clonality	Polyclonal
Isotype	IgG
Purity/Purification	Affinity Purification
Concentration	1mg/ml (varies by lot)
Sequence Length	763
Applicable Applications for anti-SOX5 antibody	WB (Western Blot), IHC (Immunohistochemistry), IF (Immunofluorescence)
Application Notes	WB: 1:500 - 1:2000 IHC: 1:50 - 1:200 IF: 1:50 - 1:100
Species	Human
Immunogen	Recombinant Protein
Immunogen	Recombinant protein of human SOX5
Calculated Molecular Weight	84kDa
Preparation and Storage	Store at -20 degree C (regular) or -80 degree C (long term). Avoid freeze / thaw cycles. Buffer: PBS with 0.02% sodium azide, 50% glycerol, pH7.3.

IMAGES

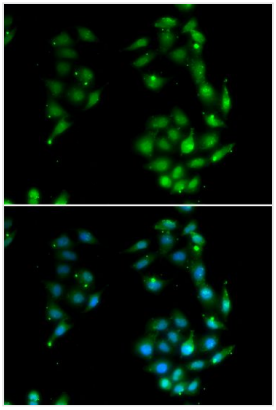

IF (Immunofluorescence)
Immunofluorescence analysis of U2OS cells using SOX5 antibody. Blue: DAPI for nuclear staining.

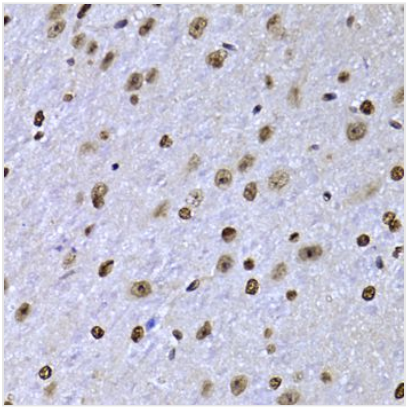

IHC (Immunohistchemistry)
Immunohistochemistry of paraffin-embedded mouse brain using SOX5 antibody at dilution of 1:100 (40x lens).

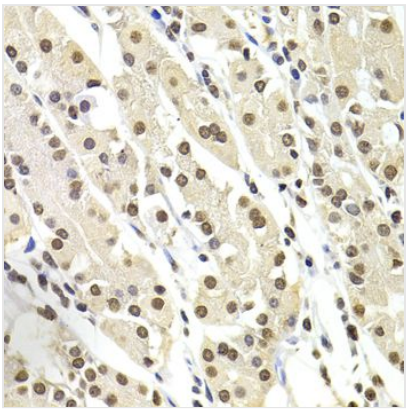

IHC (Immunohistochemistry)
Immunohistochemistry of paraffin-embedded human stomach using SOX5 antibody at dilution of 1:100 (40x lens).

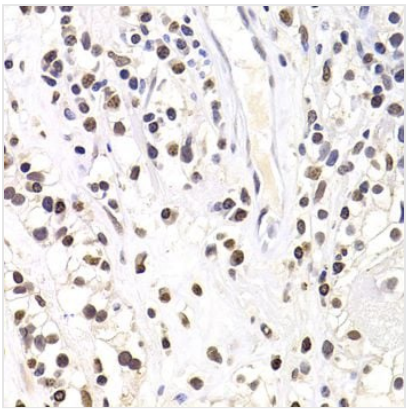

IHC (Immunohistochemistry)
Immunohistochemistry of paraffin-embedded human kidney cancer using SOX5 antibody at dilution of 1:100 (40x lens).

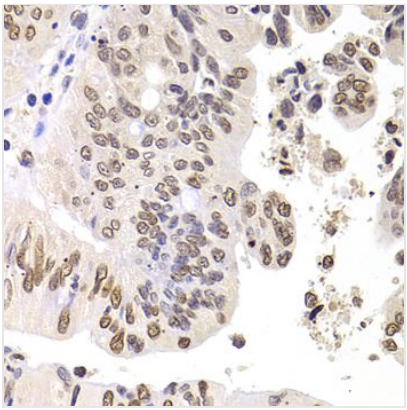

IHC (Immunohistochemistry)
Immunohistochemistry of paraffin-embedded human colon carcinoma using SOX5 antibody at dilution of 1:100 (40x lens).

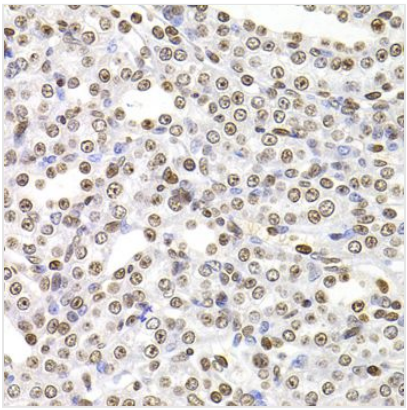

IHC (Immunohistochemistry)
Immunohistochemistry of paraffin-embedded rat kidney using SOX5 antibody at dilution of 1:100 (40x lens).

ADDITIONAL INFORMATION

Related Product Information for anti-SOX5 antibody	This gene encodes a member of the SOX (SRY-related HMG-box) family of transcription factors involved in the regulation of embryonic development and in the determination of the cell fate. The encoded protein may act as a transcriptional regulator after forming a protein complex with other proteins. The encoded protein may play a role in chondrogenesis. A pseudogene of this gene is located on chromosome 8. Multiple transcript variants encoding distinct isoforms have been identified for this gene.

Product Categories/Family for anti-SOX5 antibody	Polyclonal

NCBI AND UNIPROT INFORMATION

NCBI GI #	30179883
NCBI GeneID	6660
UniProt Accession #	P35711; Q86UK8; Q8J017; Q8J018; Q8J019; Q8J020; Q8N1D9; Q8N7E0; Q8TEA4; B7Z8V0; F5H5B0
Molecular Weight	763
NCBI Official Full Name	Transcription factor SOX-5
NCBI Official Synonym Full Names	SRY (sex determining region Y)-box 5
NCBI Official Symbol	SOX5
NCBI Official Synonym Symbols	L-SOX5; L-SOX5B; L-SOX5F
NCBI Protein Information	transcription factor SOX-5
UniProt Protein Name	Transcription factor SOX-5
UniProt Gene Name	**SOX5**
UniProt Entry Name	SOX5_HUMAN

For Research Use Only. Not for use in diagnostic or therapeutic procedures. Small volumes of product may become entrapped in the seal of the vial during shipment and storage; if necessary, briefly centrifuge the vial on a tabletop centrifuge to dislodge any liquid in the cap.

AAA Biotech | Tel: +1 (619) 604-9440 | Fax: +1 (619) 604-9441 | contact@aaabiotech.com
Online datasheet: https://www.aaabiotech.com/polyclonal/sox5-antibody-western-blot-immunohistochemistry-immunofluorescence-elisa/10779