Rabbit anti-Human Neurturin Polyclonal Antibody | anti-NRTN antibody

Neurturin Antibody

CATALOG #	HOST	REACTIVITY	APPLICATIONS
AAA10946	**Rabbit**	**Human**	**ELISA, Western Blot, Immunohistochemistry**

PRODUCT SYNONYMS

Neurturin; Polyclonal Antibody; Neurturin Antibody; NTN; neurturin; anti-NRTN antibody

PRODUCT SPECIFICATIONS

Host	Rabbit
Reactivity	Human
Clonality	Polyclonal
Isotype	IgG
Purity/Purification	Neurturin Antibody is affinity chromatography purified via peptide column.
Form/Format	Liquid
Sequence Length	197
Applicable Applications for anti-NRTN antibody	ELISA, WB (Western Blot), IHC (Immunohistochemistry)
Application Notes	Neurturin antibody can be used for detection of neurturin by Western blot. An approximate 14 kDa band of the full length recombinant NTN was detected. Antibody can also be used for immunohistochemistry starting at 5 mug/mL.
Conjugate	Unconjugated
Immunogen	Neurturin antibody was raised against a 16 amino acid peptide near the carboxy terminus of human Neurturin.
Buffer	Neurturin Antibody is supplied in PBS containing 0.02% sodium azide.
Preparation and Storage	Neurturin antibody can be stored at 4 degree C for three months and -20 degree C, stable for up to one year. As with all antibodies care should be taken to avoid repeated freeze thaw cycles. Antibodies should not be exposed to prolonged high temperatures.

IMAGES

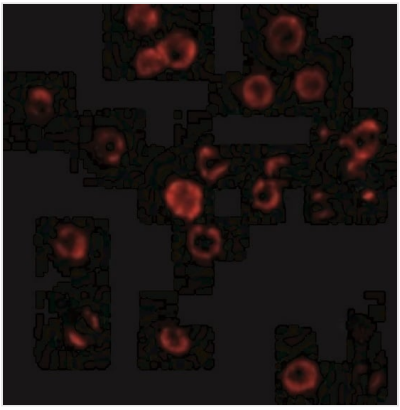

IF (Immunofluorescence)
Immunofluorescence of Neurturin in mouse brain tissue with Neurturin Antibody at 20 μg/mL.Green: Neuriturin Antibody (1121)Red: Phylloidin stainingBlue: DAPI staining

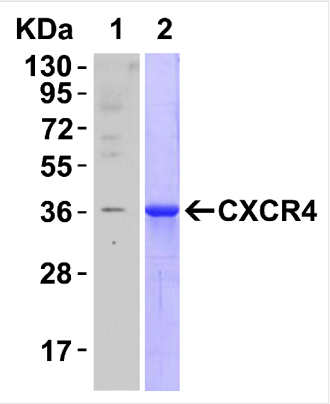

IHC (Immunohistochemistry)
Immunohistochemistry of Neurturin in mouse brain tissue with Neurturin Antibody at 5 μg/mL.

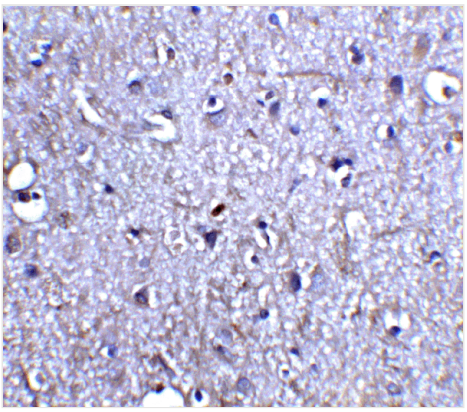

IHC (Immunohistochemistry)
Immunohistochemistry of Neurturin in human brain tissue with Neurturin antibody at 5 μg/ml.

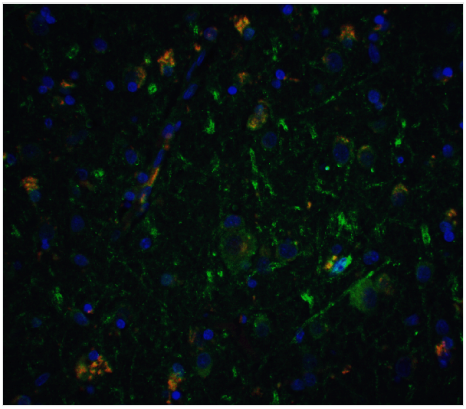

IF (Immunofluorescence)
Immunofluorescence of Neurturin in human brain tissue with Neurturin antibody at 5 μg/ml.Green: Neuriturin Antibody (1121)Red: Phylloidin stainingBlue: DAPI staining

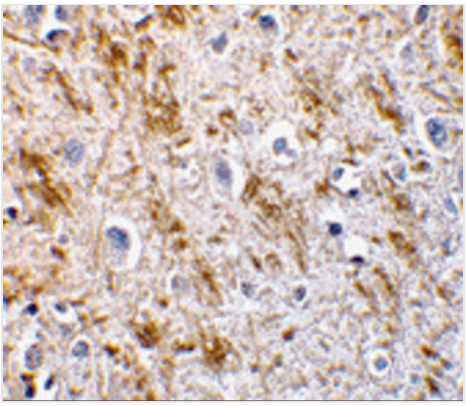

IHC (Immunohistochemistry)
Immunohistochemistry of neurturin in human brain tissue with neurturin antibody at 5 μg/mL.

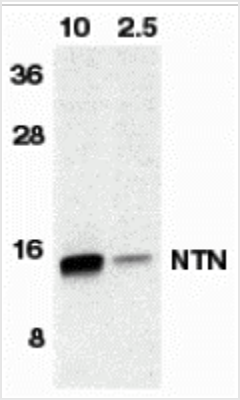

WB (Western Blot)
Western blot analysis of NTN in HeLa cell lyaste containing 10 or 2.5 ng of full length recombinant NTN with neurturin antibody at 1:500.

ADDITIONAL INFORMATION

Related Product Information for anti-NRTN antibody	Neurturin Antibody: Glial cell line-derived neurotrophic factor (GDNF) plays key roles in the control of vertebrate neuron survival and differentiation. A novel neurotrophic factor was recently cloned from human and mouse and designated neurturin. Physiological responses to neurturin (NTN) require the presence of receptor tyrosine kinase RET and a novel glycosylphosphatidylinositol linked receptor NTNRalpha. The cDNAs encoding NTNRalpha from human, rat, chicken, and mouse have been cloned recently and termed GDNFR?, Ret ligand 2 (RETL2) or TGF-beta-related neurotrophic factor receptor 2 (TrnR2) and nominated as GFR?-2 recently. NTN binds to and forms a complex with GFR?-2 and the Ret PTK and activates the RET receptor tyrosine kinase pathway. Both NTN and GDNF can activate the MAP kinase and phosphatidylinositol 3-kinase pathways and play a critical role in the development of many neuronal populations. Neurturin and GDNF define a new family of neurotrophic factors.

NCBI AND UNIPROT INFORMATION

NCBI GI #	4758826
NCBI GeneID	4902
NCBI Accession #	NP_004549
NCBI GenBank Nucleotide #	NM_004558.3
UniProt Accession #	Q99748; B2RPE8
Molecular Weight	14 kDa
NCBI Official Full Name	neurturin preproprotein
NCBI Official Synonym Full Names	neurturin
NCBI Official Symbol	NRTN
NCBI Official Synonym Symbols	NTN
NCBI Protein Information	neurturin; prepro-neurturin
UniProt Protein Name	Neurturin
UniProt Gene Name	**NRTN**
UniProt Entry Name	NRTN_HUMAN

For Research Use Only. Not for use in diagnostic or therapeutic procedures. Small volumes of product may become entrapped in the seal of the vial during shipment and storage; if necessary, briefly centrifuge the vial on a tabletop centrifuge to dislodge any liquid in the cap.

AAA Biotech | Tel: +1 (619) 604-9440 | Fax: +1 (619) 604-9441 | contact@aaabiotech.com
Online datasheet: https://www.aaabiotech.com/polyclonal/neurturin-antibody-western-blot-immunohistochemistry-elisa/10946