Rabbit anti-Human, mouse TUBB1 Polyclonal Antibody | anti-TUBB1 antibody

TUBB1 Antibody

CATALOG #	HOST	REACTIVITY	APPLICATIONS
AAA114278	**Rabbit**	**Human, mouse**	**Immunohistochemistry, Western Blot, ELISA**

PRODUCT SYNONYMS

TUBB1; Polyclonal Antibody; TUBB1 Antibody; Tubulin beta-1 chain; anti-TUBB1 antibody

PRODUCT SPECIFICATIONS

Host	Rabbit
Reactivity	Human, mouse
Clonality	Polyclonal
Isotype	IgG
Purity/Purification	>95%,Protein G purified
Form/Format	Liquid
Sequence Length	451
Applicable Applications for anti-TUBB1 antibody	IHC (Immunohistochemistry), WB (Western Blot), ELISA
Immunogen	Recombinant human Tubulin beta-1 chain protein
Conjugation	Non-conjugated
Storage Buffer	Preservative: 0.03% Proclin 300 Constituents: 50% Glycerol, 0.01M PBS, PH 7.4
Preparation and Storage	Shipped at 4 degree C. Upon delivery, aliquot and store at -20 degree C or -80 degree C.

IMAGES

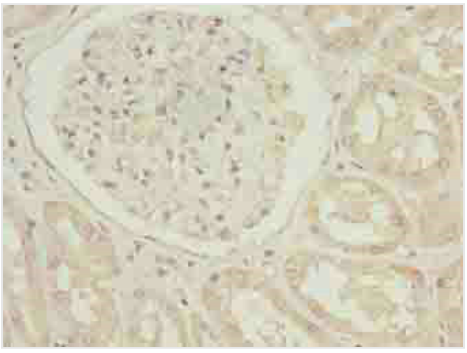

IHC (Immunohistochemistry)
Immunohistochemistry of paraffin-embedded human kidney tissue using AAA114278 at dilution of 1:100

IHC (Immunohistochemistry)
Immunohistochemistry of paraffin-embedded human brain tissue using AAA114278 at dilution of 1:100

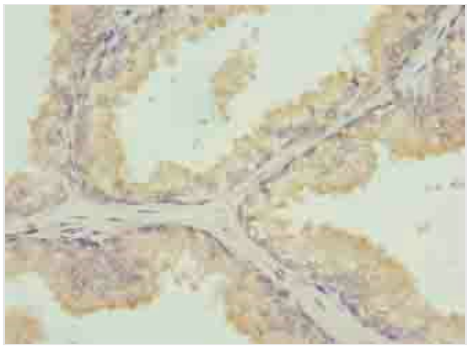

IHC (Immunohistochemisry)
Immunohistochemistry of paraffin-embedded human prostate cancer using AAA114278 at dilution of 1:100

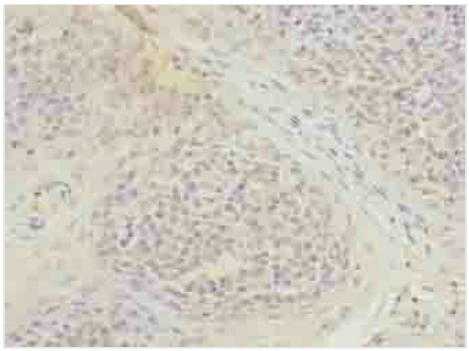

IHC (Immunohiostchemistry)
Immunohistochemistry of paraffin-embedded human tonsil tissue using AAA114278 at dilution of 1:100



WB (Western Blot)
Western blotAll lanes: TUBB1 antibody at 0.5ug/ml+Mouse brain tissueGoat polyclonal to rabbit at 1/10000 dilutionPredicted band size: 50 kDaObserved band size: 50 kDa

ADDITIONAL INFORMATION

Related Product Information for anti-TUBB1 antibody	Tubulin is the major constituent of microtubules. It binds two moles of GTP, one at an exchangeable site on the beta chain and one at a non-exchangeable site on the alpha chain.

NCBI AND UNIPROT INFORMATION

NCBI GI #	13562114
NCBI GeneID	81027
NCBI Accession #	NP_110400.1
NCBI GenBank Nucleotide #	NM_030773.3
UniProt Accession #	Q9H4B7
Molecular Weight	50,327 Da
NCBI Official Full Name	tubulin beta-1 chain
NCBI Official Synonym Full Names	tubulin beta 1 class VI
NCBI Official Symbol	TUBB1
NCBI Protein Information	tubulin beta-1 chain
UniProt Protein Name	Tubulin beta-1 chain
UniProt Gene Name	**TUBB1**
UniProt Entry Name	TBB1_HUMAN

For Research Use Only. Not for use in diagnostic or therapeutic procedures. Small volumes of product may become entrapped in the seal of the vial during shipment and storage; if necessary, briefly centrifuge the vial on a tabletop centrifuge to dislodge any liquid in the cap.

AAA Biotech | Tel: +1 (619) 604-9440 | Fax: +1 (619) 604-9441 | contact@aaabiotech.com
Online datasheet: https://www.aaabiotech.com/polyclonal/tubb1-antibody-immunohistochemistry-western-blot-elisa/114278