Rabbit anti-Human, Mouse Crystallin Lambda 1 (CRYl1) Polyclonal Antibody | anti-CRYl1 antibody

Polyclonal Antibody to Crystallin Lambda 1 (CRYl1)

CATALOG #	HOST	REACTIVITY	APPLICATIONS
AAA131582	**Rabbit**	**Human, Mouse**	**Western Blot, ELISA, Immunohistochemistry, Immunocytochemistry**

PRODUCT SYNONYMS

Crystallin Lambda 1 (CRYl1); Polyclonal Antibody; Polyclonal Antibody to Crystallin Lambda 1 (CRYl1); anti-CRYl1 antibody

PRODUCT SPECIFICATIONS

Host	Rabbit
Reactivity	Human, Mouse
Clonality	Polyclonal
Specificity	The antibody is a rabbit polyclonal antibody raised against CRYl1. It has been selected for its ability to recognize CRYl1 in immunohistochemical staining andwestern blotting.
Purity/Purification	Affinity Chromatography
Form/Format	Supplied as solution form in PBS, pH7.4, containing 0.02% NaN3,50% glycerol.
Concentration	0.59mg/ml (varies by lot)
Sequence	Ant igen:Thetarge tproteinis fusedwitht woN-termin alTags,His -tagandits sequenceis listedbelo w. MHHH HHHSSGLVPR GSGMKETAAA KFERQHMDSP DLGTDDDDKA MADIGSEF-L FASGGFQVKL YDIEQQQIRN ALENIRKEMK LLEQAGSLKG SLSVEEQLSL ISGCPNIQEA VEGAMHIQEC VPEDLELKKK IFAQLDSIID DRVILSSSTS CLMPSKLFAG LVHVKQCIVA HPVNPPYYIP LVELVPHPET APTTVDRTHA LMKKIGQCPM RVQKEVAGFV LNRLQYAIIS EAWRLVEEGI VSPSDLDLVM SEGLGMRY
Sequence Length	265
Applicable Applications for anti-CRYl1 antibody	WB (Western Blot), ELISA, IHC (Immunohistochemistry), ICC (Immunocytochemistry)
Immunogen	Recombinant CRYl1 (Leu24~Tyr232) expressed in E.coli.
Cross Reactivity	Human, Mouse
Conjugated Antibody	The APC conjugated antibody version of this item is also available as
Preparation and Storage	Store at 4 degree C for frequent use. Stored at -20 degree C to -80 degree C in a manual defrost freezer for one year without detectable loss of activity. Avoid repeated freeze-thaw cycles.

IMAGES

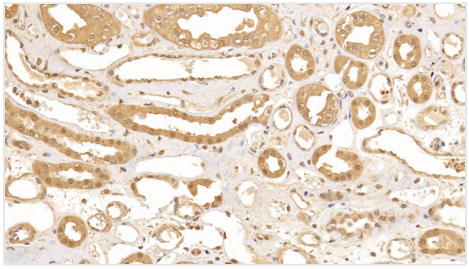

IHC (Immunohistochemisry)
DAB staining on IHC-P. Samples: Human Tissue



WB (Western Blot)
Western Blot: Sample: Recombinant protein.



WB (Western Blot)
Western Blot: Sample: Mouse Kidney lysate; Primary Ab: 1ug/ml Rabbit Anti-Human CRYl1 Antibody Second Ab: 0.2ug/mL HRP-Linked Caprine Anti-Rabbit IgG Polyclonal Antibody

NCBI AND UNIPROT INFORMATION

NCBI GI #	115430219
NCBI GeneID	51084
NCBI Accession #	NP_057058.2
NCBI GenBank Nucleotide #	NM_015974.2
UniProt Accession #	Q9Y2S2; Q0VDI1; Q7Z4Z9; Q9P0G7; A0PJ43; B3KN92
Molecular Weight	33,359 Da
NCBI Official Full Name	lambda-crystallin homolog
NCBI Official Synonym Full Names	crystallin lambda 1
NCBI Official Symbol	CRYL1
NCBI Official Synonym Symbols	GDH; HEL30; lambda-CRY
NCBI Protein Information	lambda-crystallin homolog
UniProt Protein Name	Lambda-crystallin homolog
UniProt Gene Name	**CRYL1**
UniProt Synonym Gene Names	CRY; Gul3DH

For Research Use Only. Not for use in diagnostic or therapeutic procedures. Small volumes of product may become entrapped in the seal of the vial during shipment and storage; if necessary, briefly centrifuge the vial on a tabletop centrifuge to dislodge any liquid in the cap.

AAA Biotech | Tel: +1 (619) 604-9440 | Fax: +1 (619) 604-9441 | contact@aaabiotech.com
Online datasheet: https://www.aaabiotech.com/polyclonal/crystallin-lambda-1-cryl1-antibody-western-blot-immunohistochemistry-immunocytochemistry-elisa/131582