Mouse anti-Human RELB Monoclonal Antibody | anti-RELB antibody

Anti-RELB Mouse mAb

CATALOG #	HOST	REACTIVITY	APPLICATIONS
AAA14155	**Mouse**	**Human**	**Immunohistochemistry, Immunocytochemistry, Flow Cytometry, Functional Assay**

PRODUCT SYNONYMS

RELB; Monoclonal Antibody; Anti-RELB Mouse mAb; IREL; I-REL; REL-B; anti-RELB antibody

PRODUCT SPECIFICATIONS

Host	Mouse
Reactivity	Human
Clonality	Monoclonal
Isotype	IgG2a
Clone Number	2E4B1
Purity/Purification	Ascitic Fluid
Form/Format	Purified antibody in PBS with 0.05% sodium azide.
Applicable Applications for anti-RELB antibody	IHC (Immunohistochemistry), ICC (Immunocytochemistry), FCM/FACS (Flow Cytometry)
Immunogen	Purified recombinant fragment of human RELB (AA: 273-443) expressed in E Coli.
Conjugation	Unconjugated
Antibody Type	Flowcytometry
Subcellular location	Cytoplasm, Cytoskeleton, Nucleus.
Preparation and Storage	Store at 4°C short term. Store at -20°C long term. Avoid freeze / thaw cycle.

IMAGES

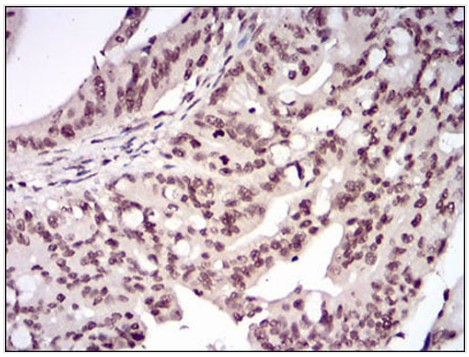

IHC (Immunohistchemistry)
Immunohistochemical analysis of paraffin-embedded rectum cancer tissues using RELB mouse mAb with DAB staining.

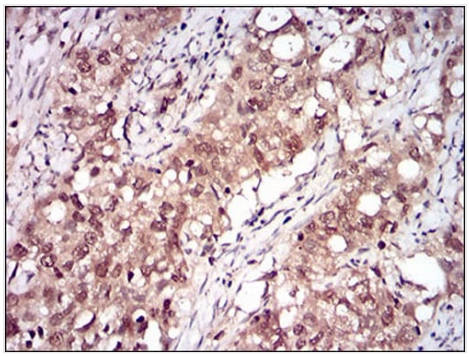

IHC (Immunohistochemistry)
Immunohistochemical analysis of paraffin-embedded cervical cancer tissues using RELB mouse mAb with DAB staining.

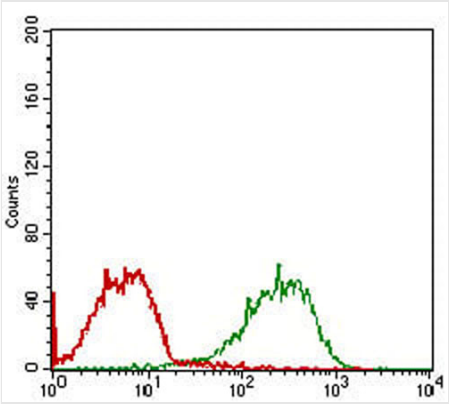

FCM (Flow Cytometry)
Flow cytometric analysis of MCF-7 cells using RELB mouse mAb (green) and negative control (red).

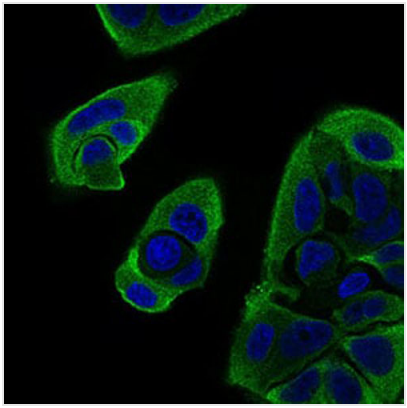

IF (Immunofluorescence)
Immunofluorescence analysis of MCF-7 cells using RELB mouse mAb (green). Blue

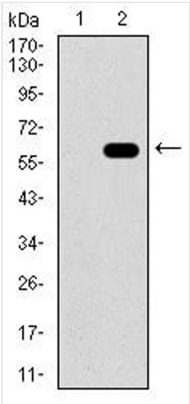

WB (Western Blot)
Western blot analysis using RELB mAb against HEK293 (1) and RELB (AA

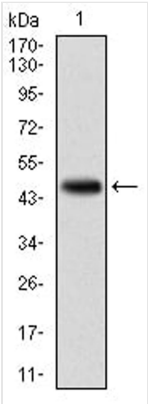

WB (Western Blot)
Western blot analysis using RELB mAb against human RELB (AA

ADDITIONAL INFORMATION

Related Product Information for anti-RELB antibody	Entrez Summary: NF-kappa-B is a pleiotropic transcription factor which is present in almost all cell types and is involved in many biological processed such as inflammation, immunity, differentiation, cell growth, tumorigenesis and apoptosis. NF-kappa-B is a homo- or heterodimeric complex formed by the Rel-like domain-containing proteins RELA/p65, RELB, NFKB1/p105, NFKB1/p50, REL and NFKB2/p52. The dimers bind at kappa-B sites in the DNA of their target genes and the individual dimers have distinct preferences for different kappa-B sites that they can bind with distinguishable affinity and specificity. Different dimer combinations act as transcriptional activators or repressors, respectively. NF-kappa-B is controlled by various mechanisms of post-translational modification and subcellular compartmentalization as well as by interactions with other cofactors or corepressors. NF-kappa-B complexes are held in the cytoplasm in an inactive state complexed with members of the NF-kappa-B inhibitor (I-kappa-B) family. In a conventional activation pathway, I-kappa-B is phosphorylated by I-kappa-B kinases (IKKs) in response to different activators, subsequently degraded thus liberating the active NF-kappa-B complex which translocates to the nucleus. NF-kappa-B heterodimeric RelB-p50 and RelB-p52 complexes are transcriptional activators. RELB neither associates with DNA nor with RELA/p65 or REL. Stimulates promoter activity in the presence of NFKB2/p49. As a member of the NUPR1/RELB/IER3 survival pathway, may provide pancreatic ductal adenocarcinoma with remarkable resistance to cell stress, such as starvation or gemcitabine treatment

NCBI AND UNIPROT INFORMATION

NCBI GI #	765526931
NCBI GeneID	5971
UniProt Accession #	Q01201; Q6GTX7; Q9UEI7
Molecular Weight	62.1
NCBI Official Full Name	RelB (plasmid)

NCBI Official Synonym Full Names	RELB proto-oncogene, NF-kB subunit
NCBI Official Symbol	RELB
NCBI Official Synonym Symbols	IREL; I-REL; REL-B
NCBI Protein Information	transcription factor RelB
UniProt Protein Name	Transcription factor RelB
UniProt Gene Name	**RELB**

For Research Use Only. Not for use in diagnostic or therapeutic procedures. Small volumes of product may become entrapped in the seal of the vial during shipment and storage; if necessary, briefly centrifuge the vial on a tabletop centrifuge to dislodge any liquid in the cap.

AAA Biotech | Tel: +1 (619) 604-9440 | Fax: +1 (619) 604-9441 | contact@aaabiotech.com
Online datasheet: https://www.aaabiotech.com/monoclonal/relb-antibody-clone-2e4b1-immunohistochemistry-immunocytochemistry-flow-cytometry-elisa/14155