Rabbit Discs Polyclonal Antibody | anti-DLG3 antibody

Polyclonal Antibody to Discs, Large Homolog 3 (DLG3)

CATALOG #	HOST	REACTIVITY	APPLICATIONS
AAA143548	**Rabbit**	**Human, Mouse, Rat, Pig**	**ELISA, Immunohistochemistry, Immunocytochemistry, Western Blot**

PRODUCT SYNONYMS

Discs; Polyclonal Antibody; Polyclonal Antibody to Discs; Large Homolog 3 (DLG3); anti-DLG3 antibody

PRODUCT SPECIFICATIONS

Host	Rabbit
Reactivity	Human, Mouse, Rat, Pig
Clonality	Polyclonal
Specificity	The antibody is a rabbit polyclonal antibody raised against DLG3. It has beenselected for its ability to recognize DLG3 in immunohistochemical staining andwestern blotting.
Purity/Purification	Affinity Chromatography
Form/Format	Liquid
Concentration	500ug/mL (varies by lot)
Applicable Applications for anti-DLG3 antibody	ELISA, IHC (Immunohistochemistry), ICC (Immunocytochemistry), WB (Western Blot)
Fragment	DLG3 (Ala627~Glu802)
Organism Species	Homo sapiens (Human)
Cross Reactivity	Human, Rat, Pig
Conjugate	No Conjugate
Immunogen	Recombinant DLG3 (Ala627~Glu802) expressed in E Coli.
Conjugated Antibody	The APC conjugated antibody version of this item is also available as
Preparation and Storage	Store at 4 degree C for frequent use. Stored at -20 degree C to -80 degree C in a manual defrost freezer for one year without detectable loss of activity. Avoid repeated freeze-thaw cycles.

IMAGES

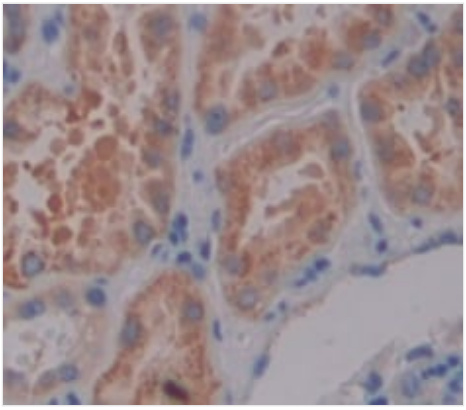

IHC (Immunohistochemisry)
DAB staining on IHC-P. Samples: Human Tissue



WB (Western Blot)
Western Blot: Sample: Recombinant protein.



WB (Western Blot)
Western Blot: Sample: Rat Cerebrum lysate; Primary Ab: 2ug/ml Rabbit Anti-Human DLG3 Antibody Second Ab: 0.2ug/mL HRP-Linked Caprine Anti-Rabbit IgG Polyclonal Antibody

NCBI AND UNIPROT INFORMATION

NCBI GI #	261862237
NCBI GeneID	1741
NCBI Accession #	NP_001159750.1
NCBI GenBank Nucleotide #	NM_001166278.1
UniProt Accession #	Q92796; Q5JUW6; Q5JUW7; Q9ULI8; B4E0H1; D3DVU5
Molecular Weight	42,112 Da
NCBI Official Full Name	disks large homolog 3 isoform c
NCBI Official Synonym Full Names	discs large MAGUK scaffold protein 3
NCBI Official Symbol	DLG3
NCBI Official Synonym Symbols	MRX; XLMR; MRX90; NEDLG; SAP102; PPP1R82
NCBI Protein Information	disks large homolog 3
UniProt Protein Name	Disks large homolog 3
UniProt Gene Name	**DLG3**
UniProt Synonym Gene Names	KIAA1232; SAP-102; SAP102

For Research Use Only. Not for use in diagnostic or therapeutic procedures. Small volumes of product may become entrapped in the seal of the vial during shipment and storage; if necessary, briefly centrifuge the vial on a tabletop centrifuge to dislodge any liquid in the cap.

AAA Biotech | Tel: +1 (619) 604-9440 | Fax: +1 (619) 604-9441 | contact@aaabiotech.com
Online datasheet: https://www.aaabiotech.com/polyclonal/discs-antibody-immunohistochemistry-immunocytochemistry-western-blot-elisa/143548