Rabbit PTPRF Polyclonal Antibody | anti-PTPRF antibody

PTPRF Rabbit anti-Human Polyclonal Antibody

CATALOG #	HOST	REACTIVITY	APPLICATIONS
AAA162856	**Rabbit**	**Mouse, Rat, Human**	**Western Blot, Immunohistochemistry, Immunohistochemistry**

PRODUCT SYNONYMS

PTPRF; Polyclonal Antibody; PTPRF Rabbit anti-Human Polyclonal Antibody; IHC-plus PTPRF Antibody; LAR; LCA-homolog; Ptp-lar; anti-PTPRF antibody

PRODUCT SPECIFICATIONS

Host	Rabbit
Reactivity	Mouse, Rat, Human
Clonality	Polyclonal
Isotype	IgG
Specificity	Human PTPRF.
Purity/Purification	Affinity purified
Form/Format	PBS, pH7.3, 0.02% Sodium Azide, 50% Glycerol
Concentration	3.31mg/ml (varies by lot)
Applicable Applications for anti-PTPRF antibody	WB (Western Blot), IHC (Immunohistochemistry), IHC (Immunohistochemistry)
Target	Human PTPRF
Immunogen	Recombinant fusion protein containing a sequence corresponding to amino acids 30-190 of human PTPRF (NP_569707.2). DSKPVFIKVPEDQTGLSGGVASFVCQATGEPKPRITWMKKGKKVSSQRFEVIEFDDGAGSVLRIQPLRVQRDEAIYECTATNSLGEINTSAKLSVLEEEQL
Conjugation	Unconjugated
Family	Protein Phosphatase
Subfamily	R2B/LAR
Preparation and Storage	Store at -20 degree C. Avoid freeze-thaw cycles.

IMAGES

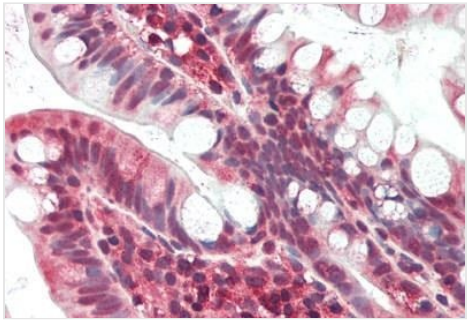

IHC (Immunohistochemisry)
PTPRF Antibody-Human Small Intestine: Formalin-Fixed, Paraffin-Embedded (FFPE), At a dilution of 1:100.

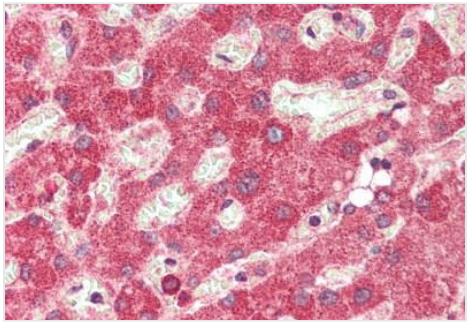

IHC (Immunohiostchemistry)
PTPRF Antibody-Human Liver: Formalin-Fixed, Paraffin-Embedded (FFPE), At a dilution of 1:100.

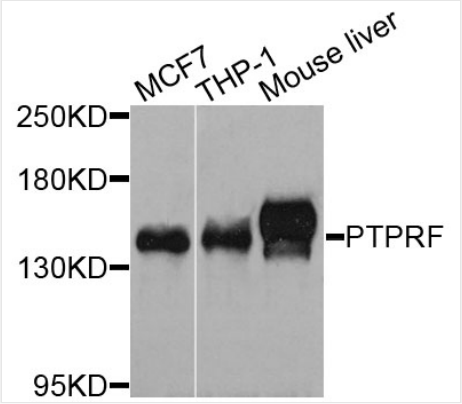

WB (Western Blot)
PTPRF Antibody-Western blot blot of extracts of various cells, using PTPRF antibody.

ADDITIONAL INFORMATION

Related Product Information for anti-PTPRF antibody	PTPRF antibody is an unconjugated rabbit polyclonal antibody to PTPRF from human. It is reactive with human, mouse and rat. Validated for IHC and WB. Tested on 20 paraffin-embedded human tissues.

NCBI AND UNIPROT INFORMATION

NCBI GI #	109633041
NCBI GeneID	5792
NCBI Accession #	NP_002831.2
NCBI GenBank Nucleotide #	NM_002840
UniProt Accession #	P10586; Q5T021; Q5T022; Q5W9G2; Q86WS0; D3DPX6; D3DPX7
Molecular Weight	211,687 Da
NCBI Official Full Name	receptor-type tyrosine-protein phosphatase F isoform 1
NCBI Official Synonym Full Names	protein tyrosine phosphatase, receptor type F
NCBI Official Symbol	PTPRF
NCBI Official Synonym Symbols	LAR; BNAH2
NCBI Protein Information	receptor-type tyrosine-protein phosphatase F
UniProt Protein Name	Receptor-type tyrosine-protein phosphatase F
UniProt Gene Name	**PTPRF**

UniProt Synonym Gene Names	LAR; LAR
UniProt Entry Name	PTPRF_HUMAN

For Research Use Only. Not for use in diagnostic or therapeutic procedures. Small volumes of product may become entrapped in the seal of the vial during shipment and storage; if necessary, briefly centrifuge the vial on a tabletop centrifuge to dislodge any liquid in the cap.

AAA Biotech | Tel: +1 (619) 604-9440 | Fax: +1 (619) 604-9441 | contact@aaabiotech.com
Online datasheet: https://www.aaabiotech.com/polyclonal/ptprf-antibody-western-blot-immunohistochemistry-immunohistochemistry-elisa/162856