Rabbit anti-Pig, Human CD39 Polyclonal Antibody | anti-ENTPD1 antibody

CD39 Rabbit anti-Human Polyclonal (aa241-486) Antibody

CATALOG #	HOST	REACTIVITY	APPLICATIONS
AAA162936	**Rabbit**	**Pig, Human**	**Western Blot, Immunohistochemistry, Immunocytochemistry**

PRODUCT SYNONYMS

CD39; Polyclonal Antibody; CD39 Rabbit anti-Human Polyclonal (aa241-486) Antibody; CD39 Antibody (aa241-486); ENTPD1; ATPDase; CD39 antigen; Ecto-apyrase; Ecto-ATPDase 1; Ecto-ATP diphosphohydrolase 1; Ecto-ATPase 1; NTPDase-1; NTPDase 1; anti-ENTPD1 antibody

PRODUCT SPECIFICATIONS

Host	Rabbit
Reactivity	Pig, Human
Clonality	Polyclonal
Specificity	The antibody is a rabbit polyclonal antibody raised against ENTPD1.
Purity/Purification	Antigen-specific affinity chromatography followed by Protein A affinity chromatography
Form/Format	0.01M PBS, pH7.4, containing 0.05% Proclin-300, 50% glycerol
Concentration	0.69mg/ml (varies by lot)
Applicable Applications for anti-ENTPD1 antibody	WB (Western Blot), IHC (Immunohistochemistry), ICC (Immunocytochemistry)
Target	Human CD39
Immunogen	Recombinant ENTPD1 (Leu241-Leu486) expressed in E Coli.
Conjugation	Unconjugated
Epitope	aa241-486
Preparation and Storage	Avoid repeated freeze/thaw cycles. Store at 4 degree C for frequent use. Aliquot and store at -20 degree C for 24 months.

IMAGES

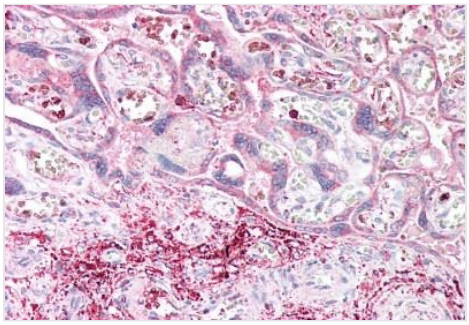

IHC (Immunohistochemisry)
CD39 Antibody-Human Placenta: Formalin-Fixed, Paraffin-Embedded (FFPE



WB (Western Blot)
CD39 Antibody-Western blot of recombinant CD39.

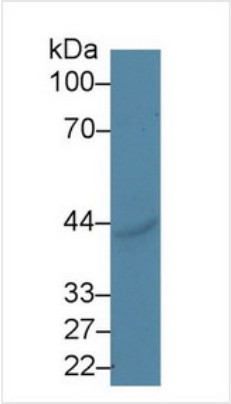

WB (Western Blot)
CD39 Antibody-Western Blot; Sample: Porcine Liver lysate; Primary Ab: 5ug/ml Rabbit Anti-Human ENTPD1 Antibody Second Ab: 0.2ug/mL HRP-Linked Caprine Anti-Rabbit IgG Polyclonal Antibody

ADDITIONAL INFORMATION

Related Product Information for anti-ENTPD1 antibody	CD39 antibody is an unconjugated rabbit polyclonal antibody to CD39 (aa241-486) from human. It is reactive with human and pig. Validated for ICC, IHC and WB.

NCBI AND UNIPROT INFORMATION

NCBI GI #	45580700
NCBI GeneID	953
NCBI Accession #	NP_001767.3
NCBI GenBank Nucleotide #	NM_001776
UniProt Accession #	P49961; Q5T561; Q5T562; Q86VV3; Q9UQQ9; Q9Y3Q9; A9Z1X8; B4DWB9; B4E1X1; B7Z599; G3XAF6
Molecular Weight	59,325 Da
NCBI Official Full Name	ectonucleoside triphosphate diphosphohydrolase 1 isoform 1
NCBI Official Synonym Full Names	ectonucleoside triphosphate diphosphohydrolase 1
NCBI Official Symbol	ENTPD1
NCBI Official Synonym Symbols	CD39; SPG64; ATPDase; NTPDase-1
NCBI Protein Information	ectonucleoside triphosphate diphosphohydrolase 1
UniProt Protein Name	Ectonucleoside triphosphate diphosphohydrolase 1
UniProt Gene Name	**ENTPD1**
UniProt Synonym Gene Names	CD39; NTPDase 1; Ecto-ATPDase 1
UniProt Entry Name	ENTP1_HUMAN

For Research Use Only. Not for use in diagnostic or therapeutic procedures. Small volumes of product may become entrapped in the seal of the vial during shipment and storage; if necessary, briefly centrifuge the vial on a tabletop centrifuge to dislodge any liquid in the cap.

AAA Biotech | Tel: +1 (619) 604-9440 | Fax: +1 (619) 604-9441 | contact@aaabiotech.com
Online datasheet: https://www.aaabiotech.com/polyclonal/cd39-antibody-western-blot-immunohistochemistry-immunocytochemistry-elisa/162936