Rabbit anti-Human SLC40A1/Ferroportin-1 Polyclonal Antibody | anti-SLC40A1 antibody

SLC40A1/Ferroportin-1 Rabbit anti-Human Polyclonal Antibody

CATALOG #	HOST	REACTIVITY	APPLICATIONS
AAA162963	**Rabbit**	**Human**	**Immunohistochemistry**

PRODUCT SYNONYMS

SLC40A1/Ferroportin-1; Polyclonal Antibody; SLC40A1/Ferroportin-1 Rabbit anti-Human Polyclonal Antibody; PathPlus SLC40A1/Ferroportin-1 Antibody; SLC40A1; Ferroportin; FPN1; Iron-regulated transporter 1; MST079; MSTP079; IREG1; Iron regulated gene 1; SLC11A3; MTP1; Ferroportin-1; HFE4; anti-SLC40A1 antibody

PRODUCT SPECIFICATIONS

Host	Rabbit
Reactivity	Human
Clonality	Polyclonal
Purity/Purification	Immunoaffinity purified
Form/Format	PBS, 0.1% Sodium Azide
Concentration	1mg/ml (varies by lot)
Applicable Applications for anti-SLC40A1 antibody	IHC (Immunohistochemistry)
Target	Human SLC40A1/Ferroportin-1
Immunogen	LP-10724, synthetic peptide
Conjugation	Unconjugated
Family	Transporter
Subfamily	Natural resistance-associated macrophage protein (NRAMP)
Preparation and Storage	Aliquot and store undiluted at -20 degree C or below for up to 1 year. Can be stored undiluted at 4 degree C for up to 1 month. Avoid freeze-thaw cycles.

IMAGES

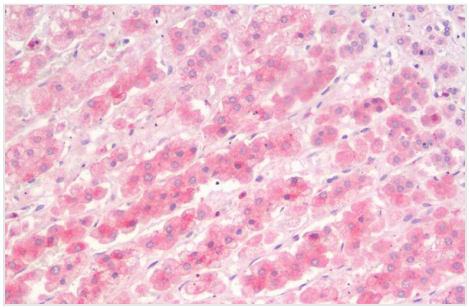

IHC (Immunohistochemisry)
SLC40A1/Ferroportin-1 Antibody-Human Adrenal: Formalin-Fixed, Paraffin-Embedded (FFPE

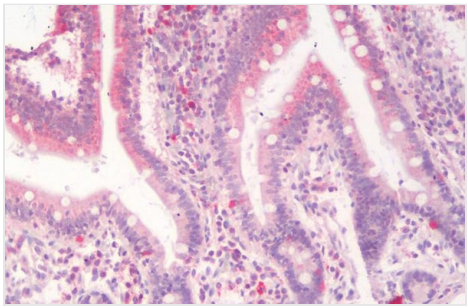

IHC (Immunohiostchemistry)
SLC40A1/Ferroportin-1 Antibody-Human Small Intestine: Formalin-Fixed, Paraffin-Embedded (FFPE

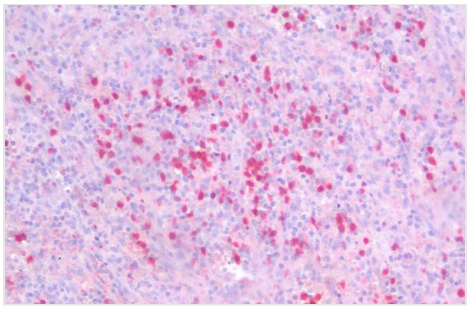

IHC (Immunohistochemistry)
SLC40A1/Ferroportin-1 Antibody-Human Spleen: Formalin-Fixed, Paraffin-Embedded (FFPE

ADDITIONAL INFORMATION

Related Product Information for anti-SLC40A1 antibody	Ferroportin-1 antibody is an unconjugated rabbit polyclonal antibody to Ferroportin-1 (SLC40A1) from human. Validated for IHC. SLC40A1 (Ferroportin, solute carrier family 40 member 1) is the chief iron exporter from cells. Mutations in this gene that cause loss of function are associated with ferroportin disease (hemochromatosis type 4), resulting from an abnormal accumulation of iron. It is found in macrophages, duodenal enterocytes, trophoblasts, erythrocytes and hepatocytes.
References	J Hepatol 2010 53(5):941; Hematol 2018; Cell Metab 2015 22(5):777

NCBI AND UNIPROT INFORMATION

NCBI GI #	7657100
NCBI GeneID	30061
NCBI Accession #	NP_055400.1
NCBI GenBank Nucleotide #	NM_014585
UniProt Accession #	Q9NP59; Q6FI62; Q7Z4F8; Q8IVB2; Q9NRL0
Molecular Weight	62,542 Da
NCBI Official Full Name	solute carrier family 40 member 1
NCBI Official Synonym Full Names	solute carrier family 40 (iron-regulated transporter), member 1
NCBI Official Symbol	SLC40A1
NCBI Official Synonym Symbols	FPN1; HFE4; MTP1; IREG1; MST079; MSTP079; SLC11A3
NCBI Protein Information	solute carrier family 40 member 1; iron regulated gene 1; putative ferroportin 1 variant IIIA; putative ferroportin 1 variant IIIB; solute carrier family 11 (proton-coupled divalent metal ion transporters), member 3
UniProt Protein Name	Solute carrier family 40 member 1
UniProt Gene Name	**SLC40A1**
UniProt Synonym Gene Names	FPN1; IREG1; SLC11A3
UniProt Entry Name	S40A1_HUMAN

For Research Use Only. Not for use in diagnostic or therapeutic procedures. Small volumes of product may become entrapped in the seal of the vial during shipment and storage; if necessary, briefly centrifuge the vial on a tabletop centrifuge to dislodge any liquid in the cap.

AAA Biotech | Tel: +1 (619) 604-9440 | Fax: +1 (619) 604-9441 | contact@aaabiotech.com
Online datasheet: https://www.aaabiotech.com/polyclonal/slc40a1-ferroportin-1-antibody-immunohistochemistry-elisa/162963