Rabbit IRAK1BP1 Polyclonal Antibody | anti-IRAK1BP1 antibody

IRAK1BP1 Polyclonal Antibody

CATALOG #	HOST	REACTIVITY	APPLICATIONS
AAA166439	**Rabbit**	**Human, Mouse, Rat**	**Immunohistochemistry, Western Blot, ELISA**

PRODUCT SYNONYMS

IRAK1BP1; Polyclonal Antibody; IRAK1BP1 Polyclonal Antibody; AIP70; SIMPL; anti-IRAK1BP1 antibody

PRODUCT SPECIFICATIONS

Host	Rabbit
Reactivity	Human, Mouse, Rat
Clonality	Polyclonal
Isotype	IgG
Purity/Purification	Antigen affinity purification
Concentration	1.9mg/mL (varies by lot)
Sequence Length	260
Applicable Applications for anti-IRAK1BP1 antibody	IHC (Immunohistochemistry), WB (Western Blot), ELISA
Immunogen	Recombinant protein of human IRAK1BP1
Buffer	PBS with 0.05% sodium azide, 50% glycerol, pH7.3
Preparation and Storage	Store at -20 degree C (regular) and -80 degree C (long term). Avoid freeze / thaw cycles.

IMAGES

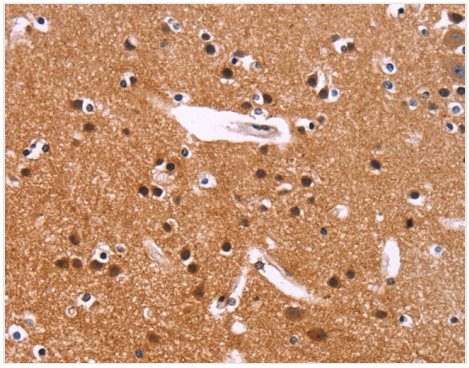

IHC (Immunohistochemisry)
Immunohistochemistry of paraffin-embedded Human brain using IRAK1BP1 Polyclonal Antibody at dilution of 1:40

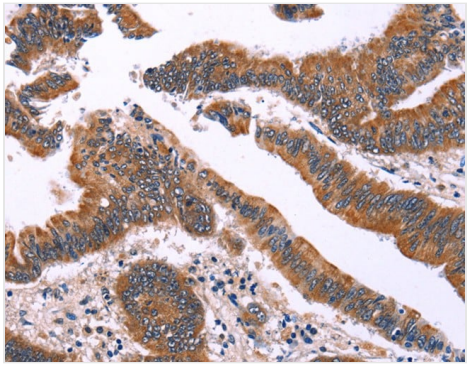

IHC (Immunohiostchemistry)
Immunohistochemistry of paraffin-embedded Human colon cancer using IRAK1BP1 Polyclonal Antibody at dilution of 1:40

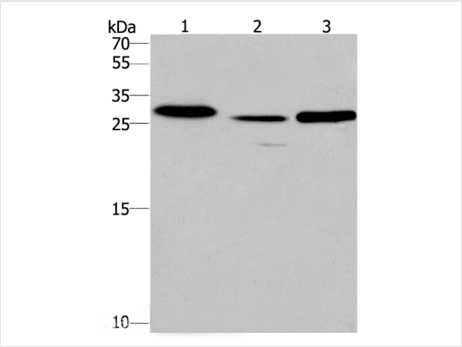

WB (Western Blot)
Western Blot analysis of Human fetal liver tissue and Mouse heart tissue,Human testis tissue using IRAK1BP1 Polyclonal Antibody at dilution of 1:475

ADDITIONAL INFORMATION

Related Product Information for anti-IRAK1BP1 antibody	SIMPL, also known as IRAK1BP1 (interleukin-1 receptor-associated kinase 1-binding protein 1), is a 260 amino acid protein belonging to the IRAK1BP1 family. In addition to containing an intrinsically disordered region which associates with HSPA1 and HSPA8, SIMPL also interacts directly with IRAK1 and promotes RELA transcriptional activity. SIMPL is a major component of the IRAK1-dependent TNFRSF1A signaling pathway in which TNF-alpha induces NF-kappa-B gene transcription, leading to an inhibition of proinflammatory cytokines. Inactivation of SIMPL inhibits tumor necrosis factor receptor type I-induced NF-kappaB activity. Localizing to the nucleus and cytoplasm, SIMPL requires the phosphorylation of Ser-56 and/or Ser-62 to be fully active.

NCBI AND UNIPROT INFORMATION

NCBI GI #	74747244
NCBI GeneID	134728
Molecular Weight	29,106 Da
NCBI Official Full Name	Interleukin-1 receptor-associated kinase 1-binding protein 1
NCBI Official Synonym Full Names	interleukin-1 receptor-associated kinase 1 binding protein 1
NCBI Official Symbol	IRAK1BP1
NCBI Official Synonym Symbols	AIP70; SIMPL
NCBI Protein Information	interleukin-1 receptor-associated kinase 1-binding protein 1; ActA binding protein 3; IRAK1-binding protein 1
UniProt Protein Name	Interleukin-1 receptor-associated kinase 1-binding protein 1
UniProt Gene Name	**IRAK1BP1**
UniProt Synonym Gene Names	IRAK1-binding protein 1
UniProt Entry Name	IKBP1_HUMAN

For Research Use Only. Not for use in diagnostic or therapeutic procedures. Small volumes of product may become entrapped in the seal of the vial during shipment and storage; if necessary, briefly centrifuge the vial on a tabletop centrifuge to dislodge any liquid in the cap.

AAA Biotech | Tel: +1 (619) 604-9440 | Fax: +1 (619) 604-9441 | contact@aaabiotech.com
Online datasheet: https://www.aaabiotech.com/polyclonal/irak1bp1-antibody-immunohistochemistry-western-blot-elisa/166439