Rabbit ETFB Polyclonal Antibody | anti-ETFB antibody

ETFB Polyclonal Antibody

CATALOG #	HOST	REACTIVITY	APPLICATIONS
AAA166666	**Rabbit**	**Human, Mouse, Rat**	**Immunohistochemistry, Western Blot, ELISA**

PRODUCT SYNONYMS

ETFB; Polyclonal Antibody; ETFB Polyclonal Antibody; MADD; FP585; anti-ETFB antibody

PRODUCT SPECIFICATIONS

Host	Rabbit
Reactivity	Human, Mouse, Rat
Clonality	Polyclonal
Isotype	IgG
Purity/Purification	Antigen affinity purification
Concentration	2.9mg/mL (varies by lot)
Sequence Length	255
Applicable Applications for anti-ETFB antibody	IHC (Immunohistochemistry), WB (Western Blot), ELISA
Immunogen	Synthetic peptide of human ETFB
Buffer	PBS with 0.05% sodium azide, 50% glycerol, pH7.3
Preparation and Storage	Store at -20 degree C (regular) and -80 degree C (long term). Avoid freeze / thaw cycles.

IMAGES

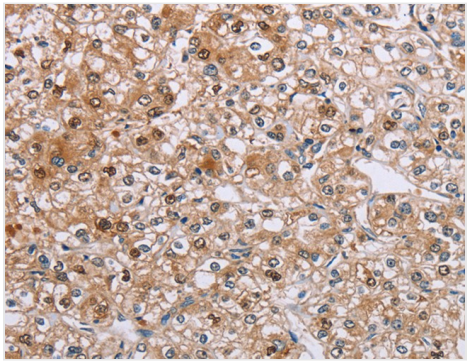

IHC (Immunohistochemisry)
Immunohistochemistry of paraffin-embedded Human prostate cancer using ETFB Polyclonal Antibody at dilution of 1:50

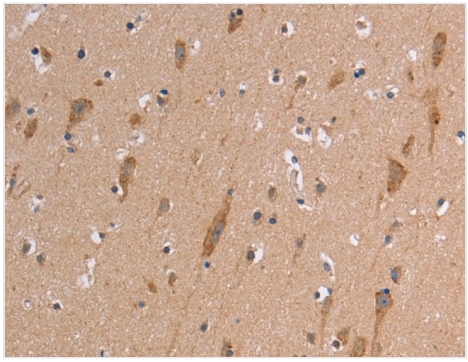

IHC (Immunohiostchemistry)
Immunohistochemistry of paraffin-embedded Human brain using ETFB Polyclonal Antibody at dilution of 1:50



WB (Western Blot)
Western Blot analysis of LoVo and Hela cell using ETFB Polyclonal Antibody at dilution of 1:200

ADDITIONAL INFORMATION

Related Product Information for anti-ETFB antibody	This gene encodes electron-transfer-flavoprotein, beta polypeptide, which shuttles electrons between primary flavoprotein dehydrogenases involved in mitochondrial fatty acid and amino acid catabolism and the membrane-bound electron transfer flavoprotein ubiquinone oxidoreductase. The gene deficiencies have been implicated in type II glutaricaciduria. Alternatively spliced transcript variants have been found for this gene.

NCBI AND UNIPROT INFORMATION

NCBI GI #	48145771
NCBI GeneID	2109
UniProt Accession #	P38117; Q6IBH7; Q71RF6; Q9Y3S7; A8K766; B3KNY2
Molecular Weight	37,434 Da
NCBI Official Full Name	ETFB
NCBI Official Synonym Full Names	electron-transfer-flavoprotein, beta polypeptide
NCBI Official Symbol	ETFB
NCBI Official Synonym Symbols	MADD; FP585
NCBI Protein Information	electron transfer flavoprotein subunit beta; beta-ETF; electron transfer flavoprotein beta subunit; electron transfer flavoprotein beta-subunit; electron transfer flavoprotein, beta polypeptide; electron-transferring-flavoprotein, beta polypeptide
UniProt Protein Name	Electron transfer flavoprotein subunit beta
UniProt Gene Name	**ETFB**
UniProt Synonym Gene Names	Beta-ETF
UniProt Entry Name	ETFB_HUMAN

For Research Use Only. Not for use in diagnostic or therapeutic procedures. Small volumes of product may become entrapped in the seal of the vial during shipment and storage; if necessary, briefly centrifuge the vial on a tabletop centrifuge to dislodge any liquid in the cap.

AAA Biotech | Tel: +1 (619) 604-9440 | Fax: +1 (619) 604-9441 | contact@aaabiotech.com
Online datasheet: https://www.aaabiotech.com/polyclonal/etfb-antibody-immunohistochemistry-western-blot-elisa/166666