# Rabbit HSD17B12 Polyclonal Antibody | anti-HSD17B12 antibody

HSD17B12 Polyclonal Antibody

| CATALOG # | HOST | REACTIVITY | APPLICATIONS |
|---|---|---|---|
| **AAA167008** | **Rabbit** | **Human, Mouse, Rat** | **Immunohistochemistry, Western Blot, ELISA** |

## PRODUCT SYNONYMS

HSD17B12; Polyclonal Antibody; HSD17B12 Polyclonal Antibody; KAR; SDR12C1; anti-HSD17B12 antibody

## PRODUCT SPECIFICATIONS

| | |
|---|---|
| **Host** | Rabbit |
| **Reactivity** | Human, Mouse, Rat |
| **Clonality** | Polyclonal |
| **Isotype** | IgG |
| **Purity/Purification** | Affinity purification |
| **Form/Format** | PBS with 0.05% sodium azide, 50% glycerol, pH7.4 |
| **Sequence Length** | 98 |
| **Applicable Applications for anti-HSD17B12 antibody** | IHC (Immunohistochemistry), WB (Western Blot), ELISA |
| **Immunogen** | Recombinant protein of human HSD17B12 |
| **Conjugation** | Unconjugated |
| **Note** | Centrifuge before opening to ensure complete recovery of vial contents |
| **Preparation and Storage** | Store at -20°C. Avoid freeze/thaw cycles. |

## IMAGES

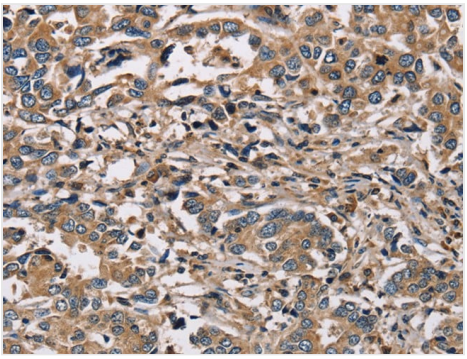

**IHC (Immunohistochemisry)**
Immunohistochemistry of paraffin-embedded Human liver cancer using HSD17B12 Polyclonal Antibody at dilution of 1:30

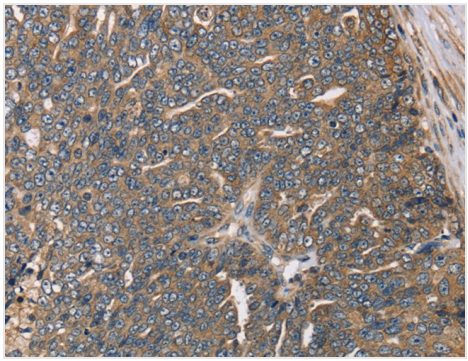

**IHC (Immunohiostchemistry)**
Immunohistochemistry of paraffin-embedded Human cervical cancer using HSD17B12 Polyclonal Antibody at dilution of 1:30

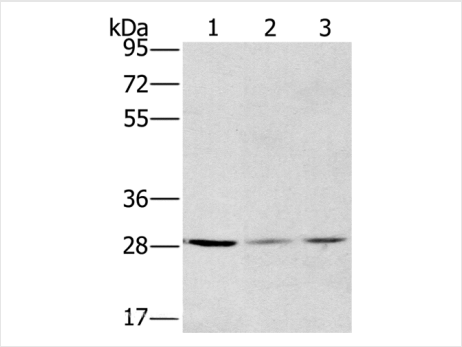


**WB (Western Blot)**
Western Blot analysis of A375, hela and A172 cell using HSD17B12 Polyclonal Antibody at dilution of 1:570

## ADDITIONAL INFORMATION

| | |
|---|---|
| **Related Product Information for anti-HSD17B12 antibody** | This gene encodes a very important 17beta-hydroxysteroid dehydrogenase (17beta-HSD) that converts estrone into estradiol in ovarian tissue. This enzyme is also involved in fatty acid elongation. Catalyzes the transformation of estrone (E1) into estradiol (E2), suggesting a central role in estrogen formation. Its strong expression in ovary and mammary gland suggest that it may constitute the major enzyme responsible for the conversion of E1 to E2 in women. |

## NCBI AND UNIPROT INFORMATION

| | |
|---|---|
| **NCBI GI #** | 15214803 |
| **NCBI GeneID** | 51144 |
| **Molecular Weight** | Calculated MW: 34kDa |
| **NCBI Official Full Name** | HSD17B12 protein |
| **NCBI Official Synonym Full Names** | hydroxysteroid (17-beta) dehydrogenase 12 |
| **NCBI Official Symbol** | HSD17B12 |
| **NCBI Official Synonym Symbols** | KAR; SDR12C1 |
| **NCBI Protein Information** | estradiol 17-beta-dehydrogenase 12; 17-beta-HSD 12; 17-beta-hydroxysteroid dehydrogenase 12; 17beta-HSD type 12; 3-ketoacyl-CoA reductase; short chain dehydrogenase/reductase family 12C, member 1; steroid dehydrogenase homolog |
| **UniProt Protein Name** | Estradiol 17-beta-dehydrogenase 12 |
| **UniProt Gene Name** | **HSD17B12** |
| **UniProt Synonym Gene Names** | 17-beta-HSD 12; KAR |
| **UniProt Entry Name** | DHB12_HUMAN |

**For Research Use Only.** Not for use in diagnostic or therapeutic procedures. Small volumes of product may become entrapped in the seal of the vial during shipment and storage; if necessary, briefly centrifuge the vial on a tabletop centrifuge to dislodge any liquid in the cap.

**AAA Biotech** | Tel: +1 (619) 604-9440 | Fax: +1 (619) 604-9441 | contact@aaabiotech.com
Online datasheet: https://www.aaabiotech.com/polyclonal/hsd17b12-antibody-immunohistochemistry-western-blot-elisa/167008