Rabbit LIG1 Polyclonal Antibody | anti-LIG1 antibody

LIG1 Antibody

CATALOG #	HOST	REACTIVITY	APPLICATIONS
AAA168065	**Rabbit**	**Human, Mouse, Rat**	**Immunofluorescence, Immunohistochemistry, Western Blot**

PRODUCT SYNONYMS

LIG1; Polyclonal Antibody; LIG1 Antibody; MGC117397; MGC130025; anti-LIG1 antibody

PRODUCT SPECIFICATIONS

Host	Rabbit
Reactivity	Human, Mouse, Rat
Clonality	Polyclonal
Isotype	IgG
Purity/Purification	Antigen affinity purification
Concentration	1mg/mL (varies by lot)
Sequence Length	801
Applicable Applications for anti-LIG1 antibody	IF (Immunofluorescence), IHC (Immunohistochemistry), WB (Western Blot)
Immunogen	Recombinant protein of human LIG1
Buffer	PBS with 0.02% sodium azide, 50% glycerol, pH7.3
Santa Cruz Alternative	Potential replacement for Santa Cruz Biotechnology antibody catalog# sc-20222 / sc-20224 / sc-366180
Preparation and Storage	Store at -20 degree C (regular) and -80 degree C (long term). Avoid freeze / thaw cycles.

IMAGES

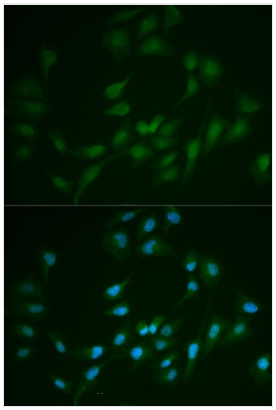

IF (Immunofluorescence)
Immunofluorescence analysis of MCF7 cell using LIG1 antibody. Blue: DAPI for nuclear staining.

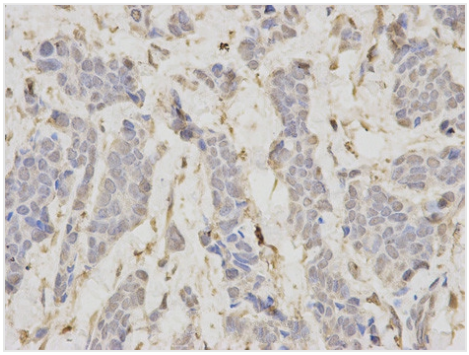

IHC (Immunohiostchemistry)
Immunohistochemistry of paraffin-embedded human breast cancer using LIG1 antibody at dilution of 1:200 (400x lens).

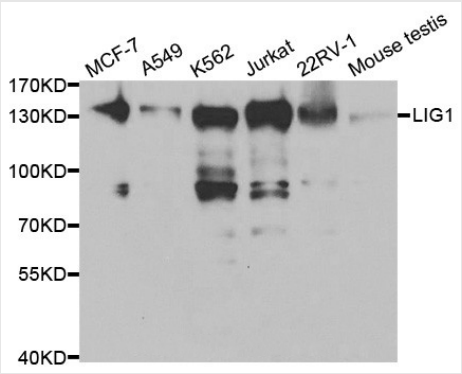

WB (Western Blot)
Western blot analysis of extracts of various cell lines, using LIG1 antibody.

ADDITIONAL INFORMATION

Related Product Information for anti-LIG1 antibody	LIG1 encodes DNA ligase I, with functions in DNA replication and the base excision repair process. Mutations in LIG1 that lead to DNA ligase I deficiency result in immunodeficiency and increased sensitivity to DNA-damaging agents. [provided by RefSeq, Jul 2008]

NCBI AND UNIPROT INFORMATION

NCBI GI #	83405065
NCBI GeneID	3978
Molecular Weight	98,228 Da
NCBI Official Full Name	LIG1 protein
NCBI Official Synonym Full Names	ligase I, DNA, ATP-dependent
NCBI Official Symbol	LIG1
NCBI Protein Information	DNA ligase 1; polydeoxyribonucleotide synthase [ATP] 1
UniProt Protein Name	DNA ligase 1
UniProt Gene Name	**LIG1**
UniProt Entry Name	DNLI1_HUMAN

For Research Use Only. Not for use in diagnostic or therapeutic procedures. Small volumes of product may become entrapped in the seal of the vial during shipment and storage; if necessary, briefly centrifuge the vial on a tabletop centrifuge to dislodge any liquid in the cap.

AAA Biotech | Tel: +1 (619) 604-9440 | Fax: +1 (619) 604-9441 | contact@aaabiotech.com
Online datasheet: https://www.aaabiotech.com/polyclonal/lig1-antibody-immunofluorescence-immunohistochemistry-western-blot-elisa/168065