Rabbit AIFM3 Polyclonal Antibody | anti-AIFM3 antibody

AIFM3 Polyclonal Antibody

CATALOG #	HOST	REACTIVITY	APPLICATIONS
AAA169222	**Rabbit**	**Human, Mouse, Rat**	**Immunohistochemistry, Western Blot, ELISA**

PRODUCT SYNONYMS

AIFM3; Polyclonal Antibody; AIFM3 Polyclonal Antibody; AIFL; anti-AIFM3 antibody

PRODUCT SPECIFICATIONS

Host	Rabbit
Reactivity	Human, Mouse, Rat
Clonality	Polyclonal
Isotype	IgG
Purity/Purification	Antigen affinity purification
Concentration	2.9mg/mL (varies by lot)
Sequence Length	604
Applicable Applications for anti-AIFM3 antibody	IHC (Immunohistochemistry), WB (Western Blot), ELISA
Immunogen	Recombinant protein of human AIFM3
Buffer	PBS with 0.05% sodium azide, 50% glycerol, pH7.3
Preparation and Storage	Store at -20 degree C (regular) and -80 degree C (long term). Avoid freeze / thaw cycles.

IMAGES

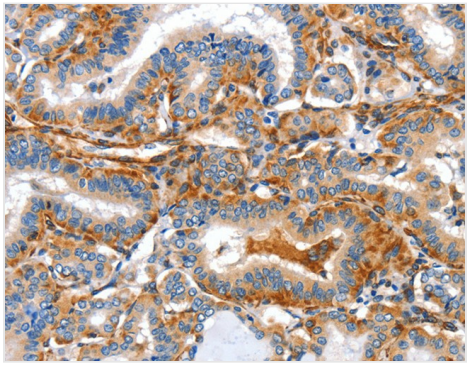

IHC (Immunohistochemisry)
Immunohistochemistry of paraffin-embedded Human thyroid cancer using AIFM3 Polyclonal Antibody at dilution of 1:50

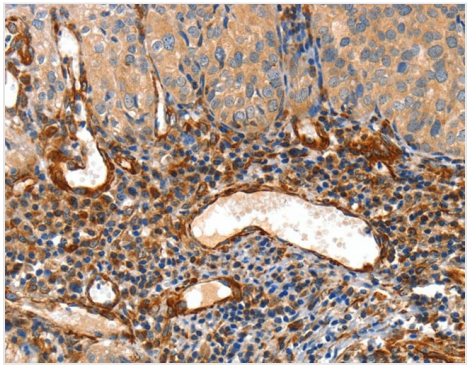

IHC (Immunohiostchemistry)
Immunohistochemistry of paraffin-embedded Human cervical cancer using AIFM3 Polyclonal Antibody at dilution of 1:50

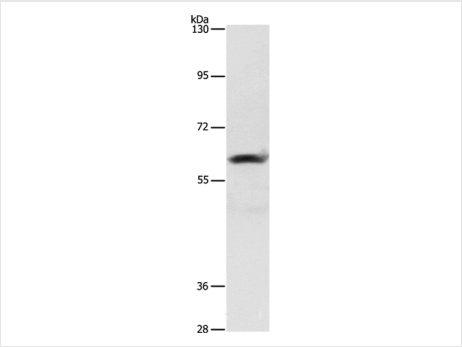

WB (Western Blot)
Western Blot analysis of Hela cell using AIFM3 Polyclonal Antibody at dilution of 1:290

ADDITIONAL INFORMATION

Related Product Information for anti-AIFM3 antibody	AIFL (apoptosis-inducing factor-like), also known as AIFM3 (apoptosis-inducing factor, mitochondrion-associated, 3), is a 605 amino acid protein that localizes to the mitochondrion and contains one rieske domain. Expressed ubiquitously in tissues including liver, thymus, ovary, bone marrow and cerebral cortex, AIFL functions to induce apoptosis, specifically through a caspase-dependent pathway, and may also play a role in the modulation of mitochondrial membrane potential. Multiple isoforms of AIFL exist due to alternative splicing events. The gene encoding AIFL maps to human chromosome 22, which houses over 500 genes and is the second smallest human chromosome.
Product Categories/Family for anti-AIFM3 antibody	Cell Biology

NCBI AND UNIPROT INFORMATION

NCBI GI #	226437568
NCBI GeneID	150209
NCBI Accession #	NP_001139760.1
NCBI GenBank Nucleotide #	NM_001146288.1
Molecular Weight	65,966 Da
NCBI Official Full Name	apoptosis-inducing factor 3 isoform 3
NCBI Official Synonym Full Names	apoptosis-inducing factor, mitochondrion-associated, 3
NCBI Official Symbol	AIFM3
NCBI Official Synonym Symbols	AIFL
NCBI Protein Information	apoptosis-inducing factor 3; apoptosis-inducing factor like
UniProt Protein Name	Apoptosis-inducing factor 3
UniProt Gene Name	**AIFM3**
UniProt Synonym Gene Names	AIFL
UniProt Entry Name	AIFM3_HUMAN

For Research Use Only. Not for use in diagnostic or therapeutic procedures. Small volumes of product may become entrapped in the seal of the vial during shipment and storage; if necessary, briefly centrifuge the vial on a tabletop centrifuge to dislodge any liquid in the cap.

AAA Biotech | Tel: +1 (619) 604-9440 | Fax: +1 (619) 604-9441 | contact@aaabiotech.com
Online datasheet: https://www.aaabiotech.com/polyclonal/aifm3-antibody-immunohistochemistry-western-blot-elisa/169222