# Rabbit PTPN2 Polyclonal Antibody | anti-PTPN2 antibody

PTPN2 Antibody

| CATALOG # | HOST | REACTIVITY | APPLICATIONS |
|---|---|---|---|
| **AAA169324** | **Rabbit** | **Human, Mouse, Rat** | **Immunofluorescence, Immunohistochemistry, Western Blot** |

## PRODUCT SYNONYMS

PTPN2; Polyclonal Antibody; PTPN2 Antibody; PTN2; PTPT; TCPTP; TC-PTP; TCELLPTP; anti-PTPN2 antibody

## PRODUCT SPECIFICATIONS

| | |
|---|---|
| **Host** | Rabbit |
| **Reactivity** | Human, Mouse, Rat |
| **Clonality** | Polyclonal |
| **Isotype** | IgG |
| **Purity/Purification** | Antigen affinity purification |
| **Concentration** | 1mg/mL (varies by lot) |
| **Sequence Length** | 353 |
| **Applicable Applications for anti-PTPN2 antibody** | IF (Immunofluorescence), IHC (Immunohistochemistry), WB (Western Blot) |
| **Immunogen** | Recombinant protein of human PTPN2 |
| **Buffer** | PBS with 0.02% sodium azide, 50% glycerol, pH7.3 |
| **Santa Cruz Alternative** | Potential replacement for Santa Cruz Biotechnology antibody catalog# sc-102129 / sc-135425 |
| **Preparation and Storage** | Store at -20 degree C (regular) and -80 degree C (long term). Avoid freeze / thaw cycles. |

## IMAGES

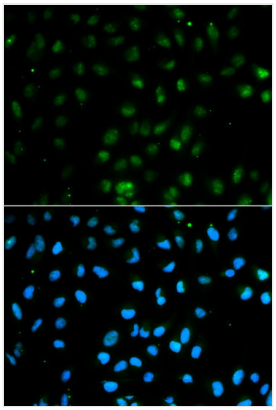

**IF (Immunofluorescence)**
Immunofluorescence analysis of MCF7 cell using PTPN2 antibody. Blue: DAPI for nuclear staining.

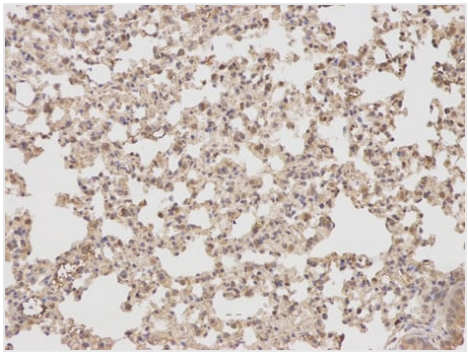

**IHC (Immunohistochemisry)**
Immunohistochemistry of paraffin-embedded rat kidney using PTPN2 antibody at dilution of 1:100 (200x lens).

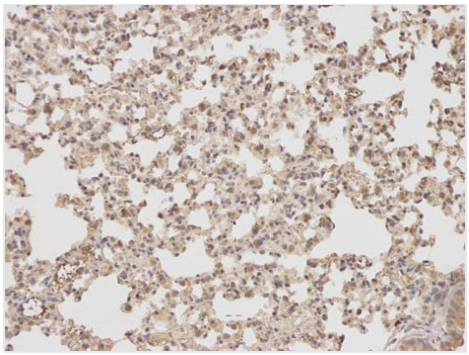

**IHC (Immunohiostchemistry)**
Immunohistochemistry of paraffin-embedded mouse lung using PTPN2 antibody at dilution of 1:100 (200x lens).

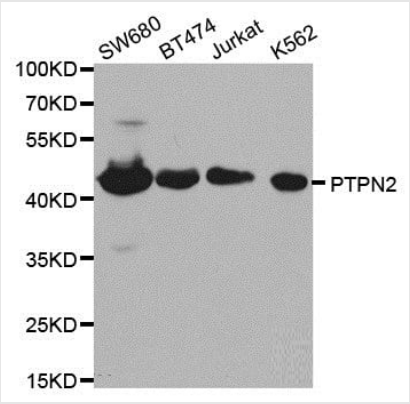


**WB (Western Blot)**
Western blot analysis of extracts of various cell lines, using PTPN2 antibody.

## ADDITIONAL INFORMATION

| | |
|---|---|
| **Related Product Information for anti-PTPN2 antibody** | The protein encoded by this gene is a member of the protein tyrosine phosphatase (PTP) family. Members of the PTP family share a highly conserved catalytic motif, which is essential for the catalytic activity. PTPs are known to be signaling molecules that regulate a variety of cellular processes including cell growth, differentiation, mitotic cycle, and oncogenic transformation. Epidermal growth factor receptor and the adaptor protein Shc were reported to be substrates of this PTP, which suggested the roles in growth factor mediated cell signaling. Multiple alternatively spliced transcript variants encoding different isoforms have been found. Two highly related but distinctly processed pseudogenes that localize to chromosomes 1 and 13, respectively, have been reported. [provided by RefSeq, May 2011] |

## NCBI AND UNIPROT INFORMATION

| | |
|---|---|
| **NCBI GI #** | 649152921 |
| **NCBI Official Full Name** | PTPN2, partial |

**For Research Use Only.** Not for use in diagnostic or therapeutic procedures. Small volumes of product may become entrapped in the seal of the vial during shipment and storage; if necessary, briefly centrifuge the vial on a tabletop centrifuge to dislodge any liquid in the cap.

**AAA Biotech** | Tel: +1 (619) 604-9440 | Fax: +1 (619) 604-9441 | contact@aaabiotech.com
Online datasheet: https://www.aaabiotech.com/polyclonal/ptpn2-antibody-immunofluorescence-immunohistochemistry-western-blot-elisa/169324