Rabbit CYR61 Polyclonal Antibody | anti-CYR61 antibody

CYR61 Polyclonal Antibody

CATALOG #	HOST	REACTIVITY	APPLICATIONS
AAA169737	**Rabbit**	**Human, Mouse, Rat**	**Immunohistochemistry, Western Blot, ELISA**

PRODUCT SYNONYMS

CYR61; Polyclonal Antibody; CYR61 Polyclonal Antibody; CCN1; GIG1; IGFBP10; anti-CYR61 antibody

PRODUCT SPECIFICATIONS

Host	Rabbit
Reactivity	Human, Mouse, Rat
Clonality	Polyclonal
Isotype	IgG
Purity/Purification	Antigen affinity purification
Concentration	2.6mg/mL (varies by lot)
Sequence Length	381
Applicable Applications for anti-CYR61 antibody	IHC (Immunohistochemistry), WB (Western Blot), ELISA
Immunogen	Recombinant protein of human CYR61
Buffer	PBS with 0.05% sodium azide, 50% glycerol, pH7.3
Preparation and Storage	Store at -20 degree C (regular) and -80 degree C (long term). Avoid freeze / thaw cycles.

IMAGES

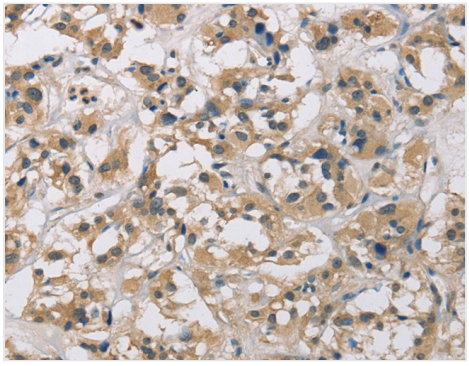

IHC (Immunohistochemisry)
Immunohistochemistry of paraffin-embedded Human thyroid cancer using CYR61 Polyclonal Antibody at dilution of 1:60

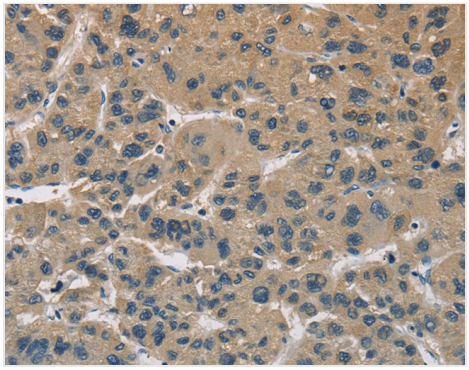

IHC (Immunohiostchemistry)
Immunohistochemistry of paraffin-embedded Human liver cancer using CYR61 Polyclonal Antibody at dilution of 1:60

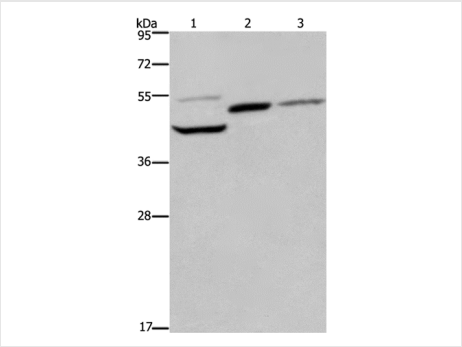

WB (Western Blot)
Western Blot analysis of Mouse heart, kidney and liver tissue using CYR61 Polyclonal Antibody at dilution of 1:350

ADDITIONAL INFORMATION

Related Product Information for anti-CYR61 antibody	The secreted protein encoded by this gene is growth factor-inducible and promotes the adhesion of endothelial cells. The encoded protein interacts with several integrins and with heparan sulfate proteoglycan. This protein also plays a role in cell proliferation, differentiation, angiogenesis, apoptosis, and extracellular matrix formation.
Product Categories/Family for anti-CYR61 antibody	Stem cells; Cancer

NCBI AND UNIPROT INFORMATION

NCBI GI #	49168524
NCBI GeneID	3491
UniProt Accession #	Q6FI18; O00622
Molecular Weight	42,027 Da
NCBI Official Full Name	CYR61
NCBI Official Synonym Full Names	cysteine-rich, angiogenic inducer, 61
NCBI Official Symbol	CYR61
NCBI Official Synonym Symbols	CCN1; GIG1; IGFBP10
NCBI Protein Information	protein CYR61; CCN family member 1; IBP-10; IGF-binding protein 10; IGFBP-10; cysteine-rich heparin-binding protein 61; cysteine-rich, anigogenic inducer, 61; insulin-like growth factor-binding protein 10
UniProt Protein Name	CYR61 protein
UniProt Gene Name	**CYR61**
UniProt Entry Name	Q6FI18_HUMAN

For Research Use Only. Not for use in diagnostic or therapeutic procedures. Small volumes of product may become entrapped in the seal of the vial during shipment and storage; if necessary, briefly centrifuge the vial on a tabletop centrifuge to dislodge any liquid in the cap.

AAA Biotech | Tel: +1 (619) 604-9440 | Fax: +1 (619) 604-9441 | contact@aaabiotech.com
Online datasheet: https://www.aaabiotech.com/polyclonal/cyr61-antibody-immunohistochemistry-western-blot-elisa/169737