Rabbit AKR1B10 Polyclonal Antibody | anti-AKR1B10 antibody

AKR1B10 Polyclonal Antibody

CATALOG #	HOST	REACTIVITY	APPLICATIONS
AAA169891	**Rabbit**	**Human, Mouse, Rat**	**Immunohistochemistry, Western Blot, ELISA**

PRODUCT SYNONYMS

AKR1B10; Polyclonal Antibody; AKR1B10 Polyclonal Antibody; HIS; HSI; ARL1; ARL-1; ALDRLn; AKR1B11; AKR1B12; anti-AKR1B10 antibody

PRODUCT SPECIFICATIONS

Host	Rabbit
Reactivity	Human, Mouse, Rat
Clonality	Polyclonal
Isotype	IgG
Purity/Purification	Antigen affinity purification
Concentration	1.1mg/mL (varies by lot)
Sequence Length	316
Applicable Applications for anti-AKR1B10 antibody	IHC (Immunohistochemistry), WB (Western Blot), ELISA
Immunogen	Recombinant protein of human AKR1B10
Buffer	PBS with 0.05% sodium azide, 50% glycerol, pH7.3
Preparation and Storage	Store at -20 degree C (regular) and -80 degree C (long term). Avoid freeze / thaw cycles.

IMAGES

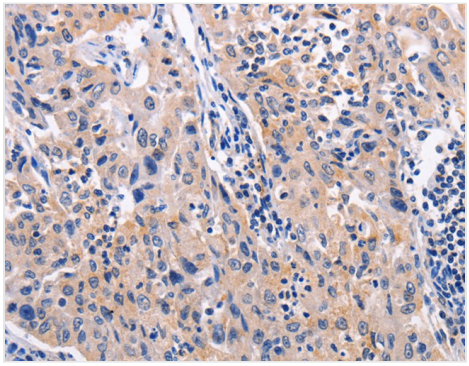

IHC (Immunohistochemisry)
Immunohistochemistry of paraffin-embedded Human lung cancer using AKR1B10 Polyclonal Antibody at dilution of 1:30

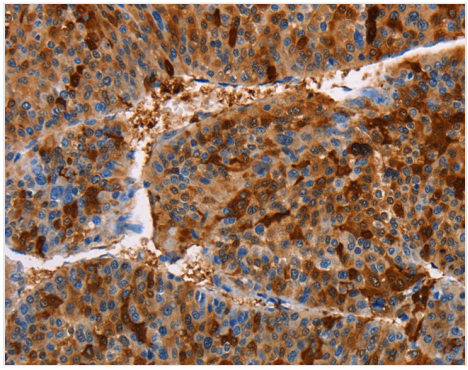

IHC (Immunohiostchemistry)
Immunohistochemistry of paraffin-embedded Human liver cancer using AKR1B10 Polyclonal Antibody at dilution of 1:30

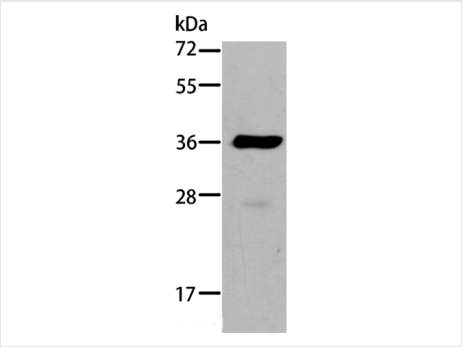

WB (Western Blot)
Western Blot analysis of A549 cell using AKR1B10 Polyclonal Antibody at dilution of 1:184

ADDITIONAL INFORMATION

Related Product Information for anti-AKR1B10 antibody	This gene encodes a member of the aldo/keto reductase superfamily, which consists of more than 40 known enzymes and proteins. This member can efficiently reduce aliphatic and aromatic aldehydes, and it is less active on hexoses. It is highly expressed in adrenal gland, small intestine, and colon, and may play an important role in liver carcinogenesis.

NCBI AND UNIPROT INFORMATION

NCBI GI #	223468663
NCBI GeneID	57016
NCBI Accession #	NP_064695.3
NCBI GenBank Nucleotide #	NM_020299.4
Molecular Weight	36,020 Da
NCBI Official Full Name	aldo-keto reductase family 1 member B10
NCBI Official Synonym Full Names	aldo-keto reductase family 1, member B10 (aldose reductase)
NCBI Official Symbol	AKR1B10
NCBI Official Synonym Symbols	HIS; HSI; ARL1; ARL-1; ALDRLn; AKR1B11; AKR1B12
NCBI Protein Information	aldo-keto reductase family 1 member B10; ARP; SI reductase; aldo-keto reductase family 1, member B11 (aldose reductase-like); aldose reductase-like 1; aldose reductase-like peptide; aldose reductase-related protein; hARP; small intestine reductase
UniProt Protein Name	Aldo-keto reductase family 1 member B10
UniProt Gene Name	**AKR1B10**
UniProt Synonym Gene Names	AKR1B11; ARP; hARP; SI reductase
UniProt Entry Name	AK1BA_HUMAN

For Research Use Only. Not for use in diagnostic or therapeutic procedures. Small volumes of product may become entrapped in the seal of the vial during shipment and storage; if necessary, briefly centrifuge the vial on a tabletop centrifuge to dislodge any liquid in the cap.

AAA Biotech | Tel: +1 (619) 604-9440 | Fax: +1 (619) 604-9441 | contact@aaabiotech.com
Online datasheet: https://www.aaabiotech.com/polyclonal/akr1b10-antibody-immunohistochemistry-western-blot-elisa/169891