Rabbit RGS2 Polyclonal Antibody | anti-RGS2 antibody

RGS2 Polyclonal Antibody

CATALOG #	HOST	REACTIVITY	APPLICATIONS
AAA175067	**Rabbit**	**Human, Mouse, Rat**	**ELISA, Immunohistochemistry, Western Blot**

PRODUCT SYNONYMS

RGS2; Polyclonal Antibody; RGS2 Polyclonal Antibody; Basic helix-loop-helix phosphoprotein G0S8; Cell growth inhibiting protein 31; Cell growth-inhibiting gene 31 protein; G0 to G1 switch regulatory 8 24kD; G0/G1 switch regulatory protein 8; G0S8; GOS8; OTTHUMP00000060765; Regulator of G protein signaling 2; Regulator of G protein signalling 2 24kD; Regulator of G-protein signaling 2; Regulators of G protein signaling XRGSVI; RGS 2; anti-RGS2 antibody

PRODUCT SPECIFICATIONS

Host	Rabbit
Reactivity	Human, Mouse, Rat
Clonality	Polyclonal
Isotype	IgG
Purity/Purification	Antigen Affinity Purification
Form/Format	PBS with 0.05% NaN3 and 40% Glycerol, pH7.4
Concentration	1.68mg/mL (varies by lot)
Sequence Length	211
Applicable Applications for anti-RGS2 antibody	ELISA, IHC (Immunohistochemistry), WB (Western Blot)
Immunogen	Fusion protein of human RGS2
Conjugation	Unconjugated
Preparation and Storage	Store at -20 degree C. Avoid freeze/thaw cycles.

IMAGES

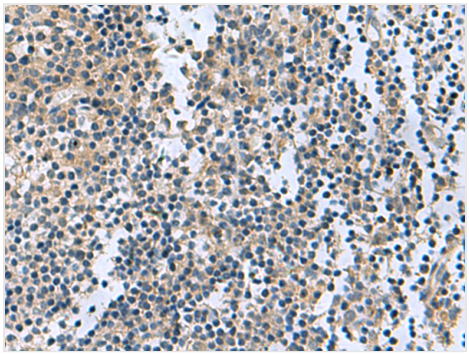

IHC (Immunohistochemisry)
Immunohistochemistry of paraffin-embedded Human tonsil tissue using RGS2 Polyclonal Antibody at dilution of 1:95(×200

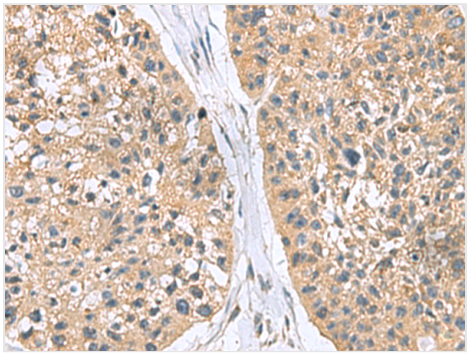

IHC (Immunohiostchemistry)
Immunohistochemistry of paraffin-embedded Human esophagus cancer tissue using RGS2 Polyclonal Antibody at dilution of 1:95(×200

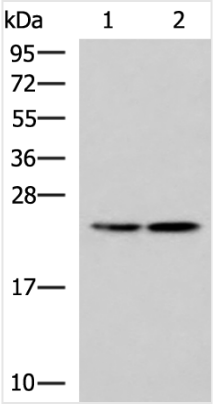

WB (Western Blot)
Western blot analysis of A549 and A172 cell lysates using RGS2 Polyclonal Antibody at dilution of 1:1350

ADDITIONAL INFORMATION

Related Product Information for anti-RGS2 antibody	Regulator of G protein signaling (RGS) family members are regulatory molecules that act as GTPase activating proteins (GAPs) for G alpha subunits of heterotrimeric G proteins. RGS proteins are able to deactivate G protein subunits of the Gi alpha, Go alpha and Gq alpha subtypes. They drive G proteins into their inactive GDP-bound forms. Regulator of G protein signaling 2 belongs to this family. The protein acts as a mediator of myeloid differentiation and may play a role in leukemogenesis.
Product Categories/Family for anti-RGS2 antibody	Cancer; Cardiovascular; Epigenetics and Nuclear Signaling; Signal Transduction

NCBI AND UNIPROT INFORMATION

NCBI GI #	729545
NCBI GeneID	5997
UniProt Accession #	P41220
Molecular Weight	24 kDa
NCBI Official Full Name	Regulator of G-protein signaling 2
NCBI Official Synonym Full Names	regulator of G protein signaling 2
NCBI Official Symbol	RGS2
NCBI Official Synonym Symbols	G0S8
NCBI Protein Information	regulator of G-protein signaling 2
UniProt Protein Name	Regulator of G-protein signaling 2
UniProt Gene Name	**RGS2**
UniProt Synonym Gene Names	G0S8; RGS2
UniProt Entry Name	RGS2_HUMAN

For Research Use Only. Not for use in diagnostic or therapeutic procedures. Small volumes of product may become entrapped in the seal of the vial during shipment and storage; if necessary, briefly centrifuge the vial on a tabletop centrifuge to dislodge any liquid in the cap.

AAA Biotech | Tel: +1 (619) 604-9440 | Fax: +1 (619) 604-9441 | contact@aaabiotech.com
Online datasheet: https://www.aaabiotech.com/polyclonal/rgs2-antibody-immunohistochemistry-western-blot-elisa/175067