# Rabbit SMC1A Polyclonal Antibody | anti-SMC1A antibody

SMC1A Polyclonal Antibody

| CATALOG # | HOST | REACTIVITY | APPLICATIONS |
|---|---|---|---|
| **AAA176150** | **Rabbit** | **Human, Mouse, Rat** | **ELISA, Immunohistochemistry, Western Blot** |

## PRODUCT SYNONYMS

SMC1A; Polyclonal Antibody; SMC1A Polyclonal Antibody; Chromosome segregation protein SmcB; DXS423E; KIAA0178; MGC138332; Sb1.8; Segregation of mitotic chromosomes 1; SMC protein 1A; SMC-1-alpha; SMC-1A; SMC1 (structural maintenance of chromosomes 1 yeast) like 1; SMC1; SMC1 structural maintenance of chromosomes 1 like 1; SMC1alpha; SMC1L1; SMCB; Structural maintenance of chromosomes 1A; Structural maintenance of chromosomes protein 1A; anti-SMC1A antibody

## PRODUCT SPECIFICATIONS

| | |
|---|---|
| **Host** | Rabbit |
| **Reactivity** | Human, Mouse, Rat |
| **Clonality** | Polyclonal |
| **Isotype** | IgG |
| **Purity/Purification** | Antigen Affinity Purification |
| **Form/Format** | PBS with 0.05% NaN3 and 40% Glycerol, pH7.4 |
| **Concentration** | 0.5mg/mL (varies by lot) |
| **Sequence Length** | 1233 |
| **Applicable Applications for anti-SMC1A antibody** | ELISA, IHC (Immunohistochemistry), WB (Western Blot) |
| **Immunogen** | Fusion protein of human SMC1A |
| **Conjugation** | Unconjugated |
| **Preparation and Storage** | Store at -20 degree C. Avoid freeze/thaw cycles. |

## IMAGES

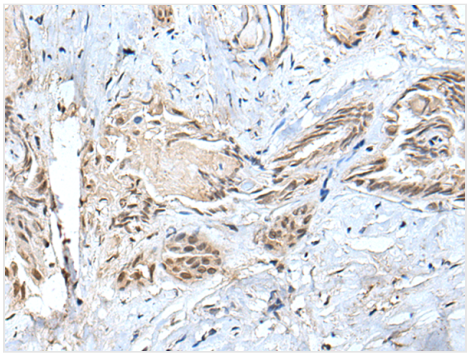

**IHC (Immunohistochemisry)**
Immunohistochemistry of paraffin-embedded Human thyroid cancer tissue using SMC1A Polyclonal Antibody at dilution of 1:30(×200

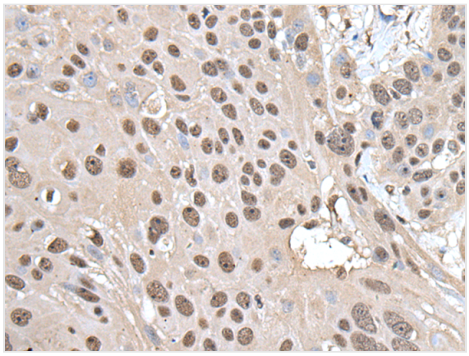

**IHC (Immunohiostchemistry)**
Immunohistochemistry of paraffin-embedded Human esophagus cancer tissue using SMC1A Polyclonal Antibody at dilution of 1:30(×200

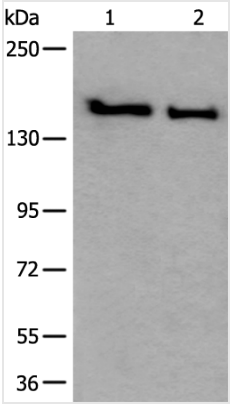


**WB (Western Blot)**
Western blot analysis of HUVEC and Jurkat cell lysates using SMC1A Polyclonal Antibody at dilution of 1:300

## ADDITIONAL INFORMATION

| | |
|---|---|
| **Related Product Information for anti-SMC1A antibody** | Proper cohesion of sister chromatids is a prerequisite for the correct segregation of chromosomes during cell division. The cohesin multiprotein complex is required for sister chromatid cohesion. This complex is composed partly of two structural maintenance of chromosomes (SMC) proteins, SMC3 and either SMC1B or the protein encoded by this gene. Most of the cohesin complexes dissociate from the chromosomes before mitosis, although those complexes at the kinetochore remain. Therefore, the encoded protein is thought to be an important part of functional kinetochores. In addition, this protein interacts with BRCA1 and is phosphorylated by ATM, indicating a potential role for this protein in DNA repair. This gene, which belongs to the SMC gene family, is located in an area of the X-chromosome that escapes X inactivation. Mutations in this gene result in Cornelia de Lange syndrome. Alternative splicing results in multiple transcript variants encoding different isoforms. |
| **Product Categories/Family for anti-SMC1A antibody** | Cancer; Cell biology |

## NCBI AND UNIPROT INFORMATION

| | |
|---|---|
| **NCBI GI #** | 30581135 |
| **NCBI GeneID** | 8243 |
| **NCBI Accession #** | NP_006297.2; BC112127 |
| **NCBI GenBank Nucleotide #** | NP_006297.2 |
| **UniProt Accession #** | Q14683 |
| **Molecular Weight** | 143 kDa |
| **NCBI Official Full Name** | structural maintenance of chromosomes protein 1A isoform 1 |
| **NCBI Official Synonym Full Names** | structural maintenance of chromosomes 1A |
| **NCBI Official Symbol** | SMC1A |
| **NCBI Official Synonym Symbols** | SMC1; SMCB; CDLS2; SB1.8; SMC1L1; DXS423E; SMC1alpha |
| **NCBI Protein Information** | structural maintenance of chromosomes protein 1A |
| **UniProt Protein Name** | Structural maintenance of chromosomes protein 1A |
| **UniProt Gene Name** | **SMC1A** |
| **UniProt Synonym Gene Names** | DXS423E; KIAA0178; SB1.8; SMC1; SMC1L1; SMC protein 1A; SMC-1-alpha; SMC-1A |
| **UniProt Entry Name** | SMC1A_HUMAN |

**For Research Use Only.** Not for use in diagnostic or therapeutic procedures. Small volumes of product may become entrapped in the seal of the vial during shipment and storage; if necessary, briefly centrifuge the vial on a tabletop centrifuge to dislodge any liquid in the cap.

**AAA Biotech** | Tel: +1 (619) 604-9440 | Fax: +1 (619) 604-9441 | contact@aaabiotech.com
Online datasheet: https://www.aaabiotech.com/polyclonal/smc1a-antibody-immunohistochemistry-western-blot-elisa/176150