Rabbit CD133 Polyclonal Antibody | anti-CD133 antibody

CD133 Polyclonal Antibody

CATALOG #	HOST	REACTIVITY	APPLICATIONS
AAA177071	**Rabbit**	**Human, Mouse, Rat**	**Immunofluorescence, Immunohistochemistry, Western Blot**

PRODUCT SYNONYMS

CD133; Polyclonal Antibody; CD133 Polyclonal Antibody; PROM1; AC133; CORD12; MCDR2; MSTP061; PROML1; RP41; STGD4; anti-CD133 antibody

PRODUCT SPECIFICATIONS

Host	Rabbit
Reactivity	Human, Mouse, Rat
Clonality	Polyclonal
Isotype	IgG
Purity/Purification	Affinity purification
Form/Format	PBS with 0.02% sodium azide, 50% glycerol, pH7.3
Concentration	1mg/mL (varies by lot)
Applicable Applications for anti-CD133 antibody	IF (Immunofluorescence), IHC (Immunohistochemistry), WB (Western Blot)
Immunogen	Recombinant fusion protein of human CD133 (NP_0011393201)
Conjugation	Unconjugated
Preparation and Storage	Store at -20 degree C. Avoid freeze/thaw cycles.

IMAGES

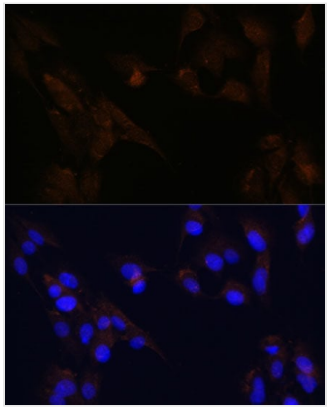

IF (Immunofluorescence)
Immunofluorescence analysis of C6 cells using CD133 Polyclonal Antibody at dilution of 1:100. Blue: DAPI for nuclear staining.

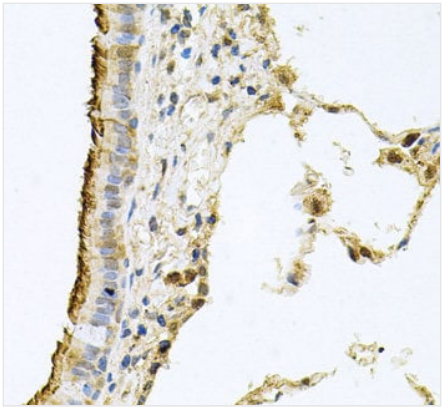

IHC (Immunohistochemisry)
Immunohistochemistry of paraffin-embedded Human lung using CD133 Polyclonal Antibody at dilution of 1:100 (40x lens).

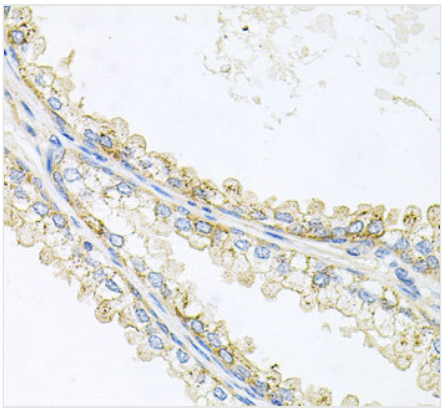

IHC (Immunohiostchemistry)
Immunohistochemistry of paraffin-embedded Human prostate using CD133 Polyclonal Antibody at dilution of 1:100 (40x lens).

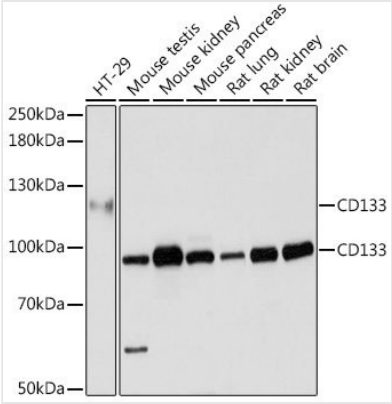

WB (Western Blot)
Western blot analysis of extracts of various cell lines using CD133 Polyclonal Antibody at dilution of 1:1000.

ADDITIONAL INFORMATION

Related Product Information for anti-CD133 antibody	This gene encodes a pentaspan transmembrane glycoprotein. The protein localizes to membrane protrusions and is often expressed on adult stem cells, where it is thought to function in maintaining stem cell properties by suppressing differentiation. Mutations in this gene have been shown to result in retinitis pigmentosa and Stargardt disease. Expression of this gene is also associated with several types of cancer. This gene is expressed from at least five alternative promoters that are expressed in a tissue-dependent manner. Multiple transcript variants encoding different isoforms have been found for this gene.
Product Categories/Family for anti-CD133 antibody	Cancer; Neuroscience; Stem Cells; Polyclonal Antibody

NCBI AND UNIPROT INFORMATION

NCBI GI #	13124442
NCBI GeneID	8842
UniProt Accession #	O43490; Q6SV49; Q6SV50; Q6SV51; Q6SV52; Q6SV53; Q96EN6
Molecular Weight	97kDa
NCBI Official Full Name	Prominin-1
NCBI Official Synonym Full Names	prominin 1
NCBI Official Symbol	PROM1
NCBI Official Synonym Symbols	RP41; AC133; CD133; MCDR2; STGD4; CORD12; PROML1; MSTP061
NCBI Protein Information	prominin-1; hProminin; antigen AC133; prominin-like protein 1; hematopoietic stem cell antigen
UniProt Protein Name	Prominin-1
UniProt Gene Name	**PROM1**
UniProt Synonym Gene Names	PROML1
UniProt Entry Name	PROM1_HUMAN

For Research Use Only. Not for use in diagnostic or therapeutic procedures. Small volumes of product may become entrapped in the seal of the vial during shipment and storage; if necessary, briefly centrifuge the vial on a tabletop centrifuge to dislodge any liquid in the cap.

AAA Biotech | Tel: +1 (619) 604-9440 | Fax: +1 (619) 604-9441 | contact@aaabiotech.com
Online datasheet: https://www.aaabiotech.com/polyclonal/cd133-antibody-immunofluorescence-immunohistochemistry-western-blot-elisa/177071