Mouse beta actin Monoclonal Antibody | anti-actb2 antibody

beta actin Monoclonal Antibody

CATALOG #	HOST	REACTIVITY	APPLICATIONS
AAA178012	**Mouse**	**Human, Mouse, Zebrafish**	**Immunofluorescence, Western Blot**

PRODUCT SYNONYMS

beta actin; Monoclonal Antibody; beta actin Monoclonal Antibody; ACTB; Actin beta; Actx; Actin cytoplasmic 1; b actin; A26C1A; anti-actb2 antibody

PRODUCT SPECIFICATIONS

Host	Mouse
Reactivity	Human, Mouse, Zebrafish
Clonality	Monoclonal
Isotype	IgG2a
Purity/Purification	Protein A/G Purified
Form/Format	PBS with 0.1% sodium azide, 50% glycerol, pH 7.4
Concentration	1mg/mL (varies by lot)
Applicable Applications for anti-actb2 antibody	IF (Immunofluorescence), WB (Western Blot)
Immunogen	Recombinant human Beta actin protein
Conjugation	Unconjugated
Preparation and Storage	Store at -20 degree C. Avoid freeze/thaw cycles.

IMAGES

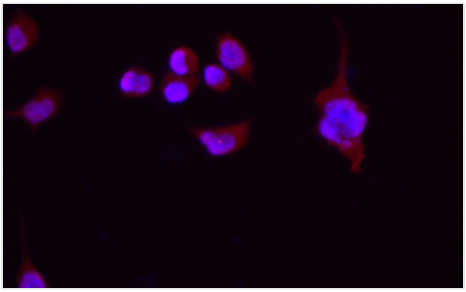

IF (Immunofluorescence)
Immunohistochemical analysis of 293 cells with anti-beta actin monoclonal antibody at 1:100 dilution.

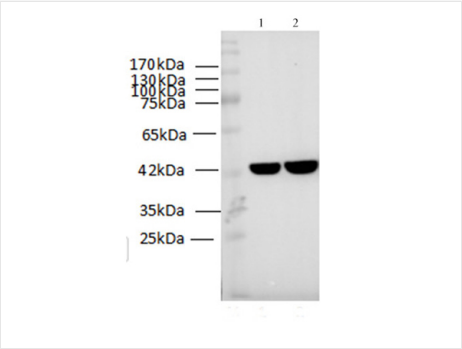

WB (Western Blot)
Western blotting of Zebrafish lysates with anti-Beta Actin monoclonal antibody at dilution of 1:2000.

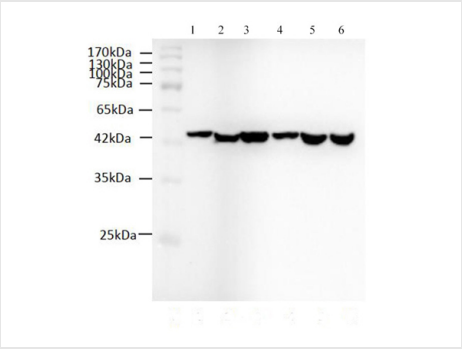

WB (Western Blot)
Western Blotting of cell/tissuelysates with anti-Beta Actin monoclonal antibody at dilution of 1:2000.Lane1: PANC-1 cell lysates, Lane2: 293F cell lysates, Lane3: Human placenta lysates, Lane4: Mouse SP2/0 celll ysates, Lane5: Mouse kidney lysates.

ADDITIONAL INFORMATION

Related Product Information for anti-actb2 antibody	Beta-actin (ACTB/ACTB) is one of six different actin isoforms in humans. Actins are highly conserved proteins that are involved in cell motility, structure and integrity. Beta actin is a major constituent of the contractile apparatus and one of the two nonmuscle cytoskeletal actins. Beta-actin gene is stably and constitutively expressed at high levels in most tissues and cells, and commonly used as a loading control for western blot and as a control for qPCR.
Product Categories/Family for anti-actb2 antibody	Control Antibody

NCBI AND UNIPROT INFORMATION

NCBI GI #	449310793
NCBI GeneID	57935
NCBI Accession #	NP_853632.3
NCBI GenBank Nucleotide #	NM_181601.5
UniProt Accession #	Q7ZVF9; O73815; P12714; Q6NWJ6
Molecular Weight	Predicted MW: 41.753kDa
NCBI Official Full Name	actin, cytoplasmic 2
NCBI Official Synonym Full Names	actin, beta 2
NCBI Official Symbol	actb2
NCBI Official Synonym Symbols	actbb; bact2; bactin2; fa56g06; fb38a10; wu:fa56g06; wu:fb38a10
NCBI Protein Information	actin, cytoplasmic 2
UniProt Protein Name	Actin, cytoplasmic 2
UniProt Gene Name	**actbb**
UniProt Synonym Gene Names	bactin2

For Research Use Only. Not for use in diagnostic or therapeutic procedures. Small volumes of product may become entrapped in the seal of the vial during shipment and storage; if necessary, briefly centrifuge the vial on a tabletop centrifuge to dislodge any liquid in the cap.

AAA Biotech | Tel: +1 (619) 604-9440 | Fax: +1 (619) 604-9441 | contact@aaabiotech.com
Online datasheet: https://www.aaabiotech.com/monoclonal/beta-actin-antibody-immunofluorescence-western-blot-elisa/178012