Rabbit ZNF384 Polyclonal Antibody | anti-ZNF384 antibody

ZNF384 Polyclonal Antibody

CATALOG #	HOST	REACTIVITY	APPLICATIONS
AAA179024	**Rabbit**	**Human, Mouse, Rat**	**Immunohistochemistry, Western Blot**

PRODUCT SYNONYMS

ZNF384; Polyclonal Antibody; ZNF384 Polyclonal Antibody; CAGH1; CAGH1A; CIZ; ERDA2; NMP4; NP; TNRC1; anti-ZNF384 antibody

PRODUCT SPECIFICATIONS

Host	Rabbit
Reactivity	Human, Mouse, Rat
Clonality	Polyclonal
Isotype	IgG
Purity/Purification	Affinity purification
Form/Format	PBS with 0.05% proclin300,50% glycerol,pH7.3.
Concentration	1mg/mL (varies by lot)
Applicable Applications for anti-ZNF384 antibody	IHC (Immunohistochemistry), WB (Western Blot)
Immunogen	Recombinant fusion protein of human ZNF384
Research Area	Epigenetics and Nuclear Signaling
Preparation and Storage	Storage: -20 degree C/One year. Avoid freeze/thaw cycles.

IMAGES

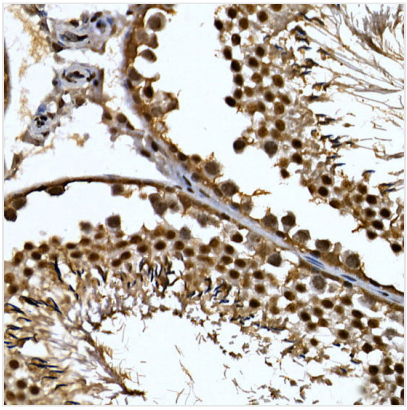

IHC (Immunohistochemistry)
Immunohistochemistry of paraffin-embedded rat testis using ZNF384 Polyclonal Antibody at dilution of 1:100 (40x lens).Perform high pressure antigen retrieval with 10 mM citrate buffer pH 6.0 before commencing with IHC staining protocol.

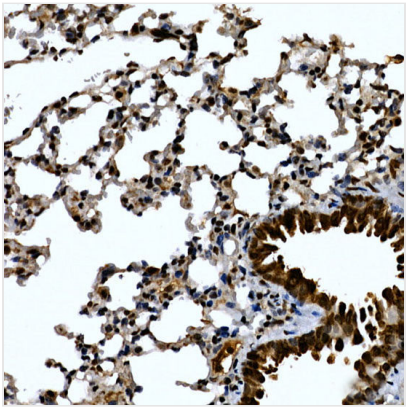

IHC (Immunohistochemistry)
Immunohistochemistry of paraffin-embedded mouse lung using ZNF384 Polyclonal Antibody at dilution of 1:100 (40x lens).Perform high pressure antigen retrieval with 10 mM citrate buffer pH 6.0 before commencing with IHC staining protocol.

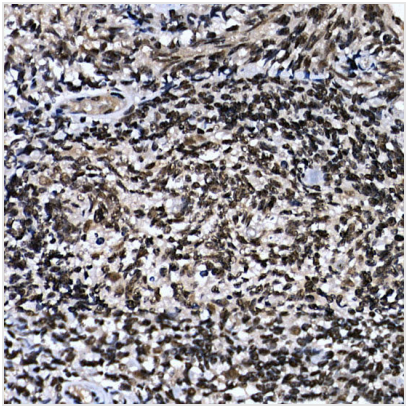

IHC (Immunohistochemisry)
Immunohistochemistry of paraffin-embedded human tonsil using ZNF384 Polyclonal Antibody at dilution of 1:100 (40x lens).Perform high pressure antigen retrieval with 10 mM citrate buffer pH 6.0 before commencing with IHC staining protocol.

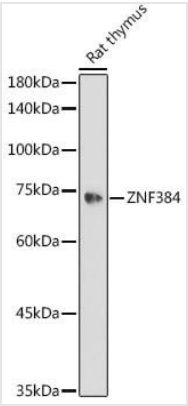

WB (Western Blot)
Western blot analysis of extracts of Rat thymus using ZNF384 Polyclonal Antibody at 1:1000 dilution.

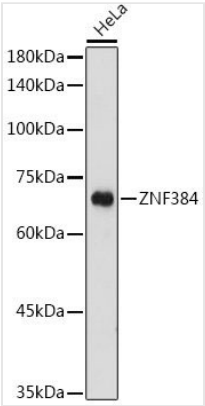

WB (Western Blot)
Western blot analysis of extracts of HeLa cells using ZNF384 Polyclonal Antibody at 1:1000 dilution.

ADDITIONAL INFORMATION

Related Product Information for anti-ZNF384 antibody	This gene encodes a C2H2-type zinc finger protein, which may function as a transcription factor. This gene also contains long CAG trinucleotide repeats that encode consecutive glutamine residues. The protein appears to bind and regulate the promoters of the extracellular matrix genes MMP1, MMP3, MMP7 and COL1A1. Studies in mouseuggest that nuclear matrix transcription factors (NP/NMP4) may be part of a general mechanical pathway that couples cell construction and function during extracellular matrix remodeling. Alternative splicing results in multiple transcript variants. Recurrent rearrangements of this gene with the Ewing's sarcoma gene, EWSR1 on chromosome 22, or with the TAF15 gene on chromosome 17, or with the TCF3 (E2A) gene on chromosome 19, have been observed in acute leukemia. A related pseudogene has been identified on chromosome 7.
Product Categories/Family for anti-ZNF384 antibody	Antibodies; Primary Antibodies; Polyclonal Antibody

NCBI AND UNIPROT INFORMATION

NCBI GI #	209180475
NCBI GeneID	171017
NCBI Accession #	NP_001129206.1
NCBI GenBank Nucleotide #	NM_001135734.2
UniProt Accession #	Q8TF68; O15407; Q7Z722; Q8N938
Molecular Weight	63,219 Da

NCBI Official Full Name	zinc finger protein 384 isoform d
NCBI Official Synonym Full Names	zinc finger protein 384
NCBI Official Symbol	ZNF384
NCBI Official Synonym Symbols	NP; CIZ; NMP4; CAGH1; ERDA2; TNRC1; CAGH1A; FLJ59043
NCBI Protein Information	zinc finger protein 384; OTTHUMP00000239247; OTTHUMP00000239248; OTTHUMP00000239249; OTTHUMP00000239250; CAG repeat protein 1; expanded repeat domain, CAG/CTG 2; Cas-interacting zinc finger protein; nuclear matrix transcription factor 4; trinucleotide rep
UniProt Protein Name	Zinc finger protein 384
UniProt Gene Name	**ZNF384**
UniProt Synonym Gene Names	CAGH1; CIZ; NMP4; TNRC1
UniProt Entry Name	ZN384_HUMAN

For Research Use Only. Not for use in diagnostic or therapeutic procedures. Small volumes of product may become entrapped in the seal of the vial during shipment and storage; if necessary, briefly centrifuge the vial on a tabletop centrifuge to dislodge any liquid in the cap.

AAA Biotech | Tel: +1 (619) 604-9440 | Fax: +1 (619) 604-9441 | contact@aaabiotech.com
Online datasheet: https://www.aaabiotech.com/polyclonal/znf384-antibody-immunohistochemistry-western-blot-elisa/179024