Rabbit HSPB7 Polyclonal Antibody | anti-HSPB7 antibody

HSPB7 Polyclonal Antibody

CATALOG #	HOST	REACTIVITY	APPLICATIONS
AAA179172	**Rabbit**	**Human, Mouse, Rat**	**Immunohistochemistry, Western Blot**

PRODUCT SYNONYMS

HSPB7; Polyclonal Antibody; HSPB7 Polyclonal Antibody; cvHSP; anti-HSPB7 antibody

PRODUCT SPECIFICATIONS

Host	Rabbit
Reactivity	Human, Mouse, Rat
Clonality	Polyclonal
Isotype	IgG
Purity/Purification	Affinity purification
Form/Format	PBS with 0.01% thiomersal,50% glycerol,pH7.3.
Concentration	1mg/mL (varies by lot)
Applicable Applications for anti-HSPB7 antibody	IHC (Immunohistochemistry), WB (Western Blot)
Immunogen	Recombinant fusion protein of human HSPB7
Preparation and Storage	Storage: -20 degree C/One year. Avoid freeze/thaw cycles.

IMAGES

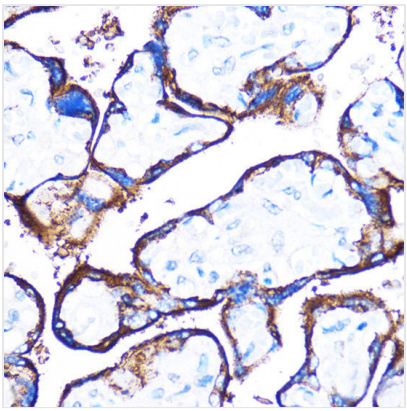

IHC (Immunohistochemistry)
Immunohistochemistry of paraffin-embedded Human placenta using HSPB7 Polyclonal Antibody at dilution of 1:100 (40x lens).Perform microwave antigen retrieval with 10 mM PBS buffer pH 7.2 before commencing with IHC staining protocol.

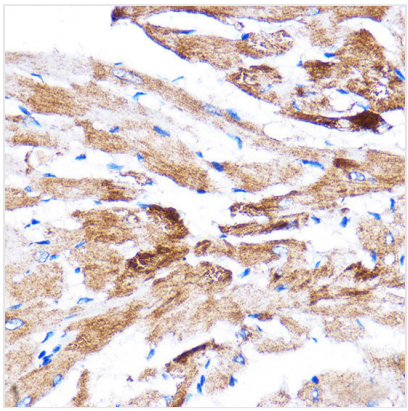

IHC (Immunohistochemisry)
Immunohistochemistry of paraffin-embedded Rat heart using HSPB7 Polyclonal Antibody at dilution of 1:100 (40x lens).Perform microwave antigen retrieval with 10 mM PBS buffer pH 7.2 before commencing with IHC staining protocol.

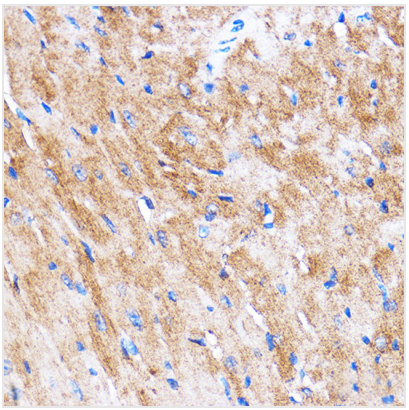

IHC (Immunohiostchemistry)
Immunohistochemistry of paraffin-embedded Mouse heart using HSPB7 Polyclonal Antibody at dilution of 1:100 (40x lens).Perform microwave antigen retrieval with 10 mM PBS buffer pH 7.2 before commencing with IHC staining protocol.

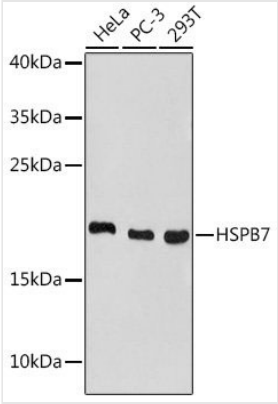

WB (Western Blot)
Western blot analysis of extracts of various cell lines using HSPB7 Polyclonal Antibody at 1:1000 dilution.

ADDITIONAL INFORMATION

Related Product Information for anti-HSPB7 antibody	This gene encodes a small heat shock family B member that can heterodimerize with similar heat shock proteins. Defects in this gene are associated with advanced heart failure. In addition, the encoded protein may be a tumor suppressor in the p53 pathway, with defects in this gene being associated with renal cell carcinoma.
Product Categories/Family for anti-HSPB7 antibody	Antibodies; Primary Antibodies; Polyclonal Antibody

NCBI AND UNIPROT INFORMATION

NCBI GI #	7657202
NCBI GeneID	27129
NCBI Accession #	NP_055239.1
NCBI GenBank Nucleotide #	NM_014424.4
UniProt Accession #	Q9UBY9; Q9NU17; B3KQ37; C9K0Y0
Molecular Weight	7,344 Da
NCBI Official Full Name	heat shock protein beta-7
NCBI Official Synonym Full Names	heat shock 27kDa protein family, member 7 (cardiovascular)
NCBI Official Symbol	HSPB7
NCBI Official Synonym Symbols	cvHSP
NCBI Protein Information	heat shock protein beta-7; cardiovascular heat shock protein; heat shock 27kD protein family, member 7 (cardiovascular)
UniProt Protein Name	Heat shock protein beta-7
UniProt Gene Name	**HSPB7**
UniProt Synonym Gene Names	CVHSP; HspB7; cvHsp
UniProt Entry Name	HSPB7_HUMAN

For Research Use Only. Not for use in diagnostic or therapeutic procedures. Small volumes of product may become entrapped in the seal of the vial during shipment and storage; if necessary, briefly centrifuge the vial on a tabletop centrifuge to dislodge any liquid in the cap.

AAA Biotech | Tel: +1 (619) 604-9440 | Fax: +1 (619) 604-9441 | contact@aaabiotech.com
Online datasheet: https://www.aaabiotech.com/polyclonal/hspb7-antibody-immunohistochemistry-western-blot-elisa/179172