Rabbit ATAD3A/ATAD3B Polyclonal Antibody | anti-ATAD3A/ATAD3B antibody

ATAD3A/ATAD3B Polyclonal Antibody

CATALOG #	HOST	REACTIVITY	APPLICATIONS
AAA179373	**Rabbit**	**Human, Mouse, Rat**	**Immunofluorescence, Western Blot**

PRODUCT SYNONYMS

ATAD3A/ATAD3B; Polyclonal Antibody; ATAD3A/ATAD3B Polyclonal Antibody; ATAD3B; AAA-TOB3; TOB3; ATPase family; anti-ATAD3A/ATAD3B antibody

PRODUCT SPECIFICATIONS

Host	Rabbit
Reactivity	Human, Mouse, Rat
Clonality	Polyclonal
Isotype	IgG
Purity/Purification	Affinity purification
Form/Format	PBS with 0.02% sodium azide,50% glycerol,pH7.3.
Concentration	1mg/mL (varies by lot)
Applicable Applications for anti-ATAD3A/ATAD3B antibody	IF (Immunofluorescence), WB (Western Blot)
Immunogen	Recombinant fusion protein of human ATAD3B
Preparation and Storage	Storage: -20 degree C/One year. Avoid freeze/thaw cycles.

IMAGES

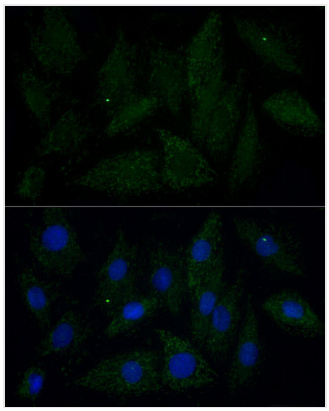

IF (Immunofluorescence)
Immunofluorescence analysis of H9C2 cells using ATAD3A/ATAD3B Polyclonal Antibody at dilution of 1:100 (40x lens).Blue: DAPI for nuclear staining.

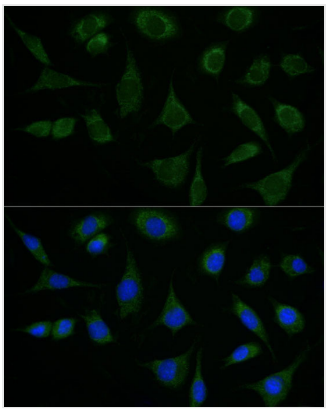

IF (Immunofluorescence)
Immunofluorescence analysis of L929 cells using ATAD3A/ATAD3B Polyclonal Antibody at dilution of 1:100 (40x lens).Blue: DAPI for nuclear staining.

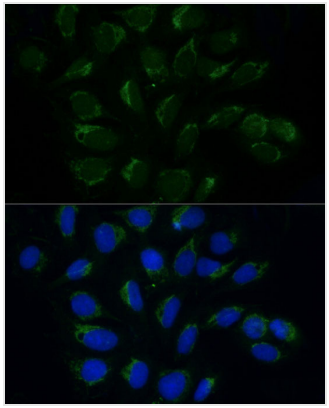

IF (Immunofluorescence)
Immunofluorescence analysis of U20S cells using ATAD3A/ATAD3B Polyclonal Antibody at dilution of 1:100 (40x lens).Blue: DAPI for nuclear staining.

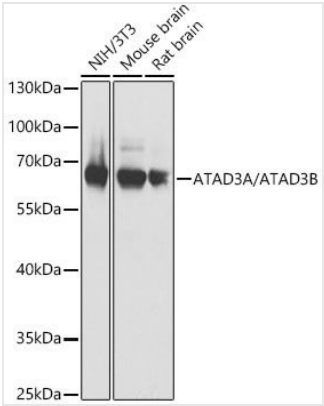

WB (Western Blot)
Western blot analysis of extracts of various lysates using ATAD3A/ATAD3B Polyclonal Antibody at 1:1000 dilution.

ADDITIONAL INFORMATION

Related Product Information for anti-ATAD3A/ATAD3B antibody	The protein encoded by this gene is localized to the mitochondrial inner membrane, where it can bind to a highly-related protein, ATAD3A. ATAD3A appears to interact with matrix nucleoid complexes, and the encoded protein negatively regulates that interaction. This gene is expressed almost exclusively in pluripotent embryonic stem cells and some cancer cells. Two transcript variants encoding different isoforms have been found for this gene.
Product Categories/Family for anti-ATAD3A/ATAD3B antibody	Antibodies; Primary Antibodies; Polyclonal Antibody

NCBI AND UNIPROT INFORMATION

NCBI GI #	75677353
NCBI GeneID	83858
NCBI Accession #	NP_114127
NCBI GenBank Nucleotide #	NM_031921.4
UniProt Accession #	Q5T9A4; Q6ZRB5; Q9BUK4; Q9ULE7; A8K3H1
Molecular Weight	67,608 Da
NCBI Official Full Name	ATPase family AAA domain-containing protein 3B
NCBI Official Synonym Full Names	ATPase family, AAA domain containing 3B
NCBI Official Symbol	ATAD3B
NCBI Official Synonym Symbols	TOB3; AAA-TOB3
NCBI Protein Information	ATPase family AAA domain-containing protein 3B; AAA-ATPase TOB3
UniProt Protein Name	ATPase family AAA domain-containing protein 3B
UniProt Gene Name	**ATAD3B**
UniProt Synonym Gene Names	KIAA1273; TOB3
UniProt Entry Name	ATD3B_HUMAN

For Research Use Only. Not for use in diagnostic or therapeutic procedures. Small volumes of product may become entrapped in the seal of the vial during shipment and storage; if necessary, briefly centrifuge the vial on a tabletop centrifuge to dislodge any liquid in the cap.

AAA Biotech | Tel: +1 (619) 604-9440 | Fax: +1 (619) 604-9441 | contact@aaabiotech.com
Online datasheet: https://www.aaabiotech.com/polyclonal/atad3a-atad3b-antibody-immunofluorescence-western-blot-elisa/179373