# Rabbit HNRPL Polyclonal Antibody | anti-HNRNPL antibody

HNRPL antibody - N-terminal region

| CATALOG # | HOST | REACTIVITY | APPLICATIONS |
|---|---|---|---|
| **AAA198599** | **Rabbit** | **Cow, Dog, Guinea Pig, Horse, Human, Mouse, Rabbit, Rat, Zebrafish** | **Western Blot, Immunohistochemistry** |

## PRODUCT SYNONYMS

HNRPL; Polyclonal Antibody; HNRPL antibody - N-terminal region; anti-HNRNPL antibody

## PRODUCT SPECIFICATIONS

| | |
|---|---|
| **Host** | Rabbit |
| **Reactivity** | Cow, Dog, Guinea Pig, Horse, Human, Mouse, Rabbit, Rat, Zebrafish |
| **Clonality** | Polyclonal |
| **Purity/Purification** | Protein A purified |
| **Form/Format** | Liquid. Purified antibody supplied in 1x PBS buffer with 0.09% (w/v) sodium azide and 2% sucrose. |
| **Sequence** | Syntheticp eptideloca tedwithint hefollowin gregion:DT WDYTNPNLSG QGDPGSNPNK RQRQPPLLGD HPAEYGGPHG GYHSHYHD |
| **Sequence Length** | 589 |
| **Applicable Applications for anti-HNRNPL antibody** | WB (Western Blot), IHC (Immunohistochemistry) |
| **Homology** | Cow: 100%; Dog: 100%; Guinea Pig: 100%; Horse: 100%; Human: 100%; Mouse: 100%; Rabbit: 100%; Rat: 100%; Zebrafish: 83% |
| **Immunogen** | The immunogen is a synthetic peptide directed towards the N terminal region of human HNRPL |
| **Preparation and Storage** | For short term use, store at 2-8 degree C up to 1 week. For long term storage, store at -20 degree C in small aliquots to prevent freeze-thaw cycles. |

## IMAGES

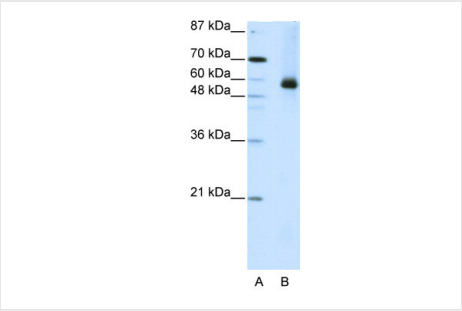


**WB (Western Blot)**
WB Suggested Anti-HNRPL Antibody Titration: 2.5ug/mlELISA Titer: 1:312500Positive Control: HepG2 cell lysateThere is BioGPS gene expression data showing that HNRNPL is expressed in HepG2

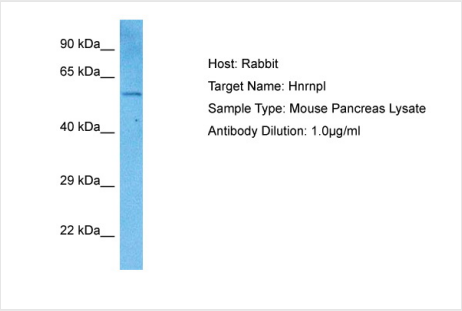


**WB (Western Blot)**
Host: MouseTarget Name: HNRNPLSample Tissue: Mouse PancreasAntibody Dilution: 1ug/ml

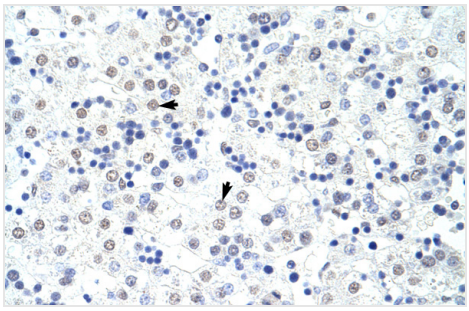

**IHC (Immunohistochemistry)**
Rabbit Anti-HNRPL AntibodyParaffin Embedded Tissue: Human LiverCellular Data: HepatocytesAntibody Concentration: 4.0-8.0 ug/mlMagnification: 400X

## ADDITIONAL INFORMATION

| | |
|---|---|
| **Related Product Information for anti-HNRNPL antibody** | This is a rabbit polyclonal antibody against HNRPL. It was validated on Western Blot and immunohistochemistry<br><br>Target Description: Heterogeneous nuclear RNAs (hnRNAs) which include mRNA precursors and mature mRNAs are associated with specific proteins to form heterogenous ribonucleoprotein (hnRNP) complexes. Heterogeneous nuclear ribonucleoprotein L is among the proteins that are stably associated with hnRNP complexes and along with other hnRNP proteins is likely to play a major role in the formation, packaging, processing, and function of mRNA. Heterogeneous nuclear ribonucleoprotein L is present in the nucleoplasm as part of the HNRP complex. HNRP proteins have also been identified outside of the nucleoplasm. Exchange of hnRNP for mRNA-binding proteins accompanies transport of mRNA from the nucleus to the cytoplasm. Since HNRP proteins have been shown to shuttle between the nucleus and the cytoplasm, it is possible that they also have cytoplasmic functions. Two transcript variants encoding different isoforms have been found for this gene. Heterogeneous nuclear RNAs (hnRNAs) which include mRNA precursors and mature mRNAs are associated with specific proteins to form heterogenous ribonucleoprotein (hnRNP) complexes. Heterogeneous nuclear ribonucleoprotein L is among the proteins that are stably associated with hnRNP complexes and along with other hnRNP proteins is likely to play a major role in the formation, packaging, processing, and function of mRNA. Heterogeneous nuclear ribonucleoprotein L is present in the nucleoplasm as part of the HNRP complex. HNRP proteins have also been identified outside of the nucleoplasm. Exchange of hnRNP for mRNA-binding proteins accompanies transport of mRNA from the nucleus to the cytoplasm. Since HNRP proteins have been shown to shuttle between the nucleus and the cytoplasm, it is possible that they also have cytoplasmic functions. Two transcript variants encoding different isoforms have been found for this gene. |
| **Product Categories/Family for anti-HNRNPL antibody** | Polyclonal; RNA Binding Proteins; Chromatin & Nuclear Signaling; DNA/RNA/Protein Interactions; Immunohistochemistry |

## NCBI AND UNIPROT INFORMATION

| | |
|---|---|
| **NCBI GI #** | 52632383 |
| **NCBI GeneID** | 3191 |
| **NCBI Accession #** | NP_001524 |
| **NCBI GenBank Nucleotide #** | NM_001533 |
| **UniProt Accession #** | P14866 |
| **Molecular Weight** | 65kDa |
| **NCBI Official Full Name** | heterogeneous nuclear ribonucleoprotein L isoform a |
| **NCBI Official Synonym Full Names** | heterogeneous nuclear ribonucleoprotein L |
| **NCBI Official Symbol** | HNRNPL |
| **NCBI Official Synonym Symbols** | HNRPL; hnRNP-L; P/OKcl.14 |
| **NCBI Protein Information** | heterogeneous nuclear ribonucleoprotein L |
| **UniProt Protein Name** | Heterogeneous nuclear ribonucleoprotein L |

| | |
|---|---|
| **UniProt Gene Name** | **HNRNPL** |
| **UniProt Synonym Gene Names** | HNRPL; hnRNP L |
| **UniProt Entry Name** | HNRPL_HUMAN |

**For Research Use Only.** Not for use in diagnostic or therapeutic procedures. Small volumes of product may become entrapped in the seal of the vial during shipment and storage; if necessary, briefly centrifuge the vial on a tabletop centrifuge to dislodge any liquid in the cap.

**AAA Biotech** | Tel: +1 (619) 604-9440 | Fax: +1 (619) 604-9441 | contact@aaabiotech.com
Online datasheet: https://www.aaabiotech.com/polyclonal/hnrpl-antibody-western-blot-immunohistochemistry-elisa/198599