Rabbit NXF1 Polyclonal Antibody | anti-NXF1 antibody

NXF1 antibody - N-terminal region

CATALOG #	HOST	REACTIVITY	APPLICATIONS
AAA198727	**Rabbit**	**Cow, Dog, Guinea Pig, Human, Mouse, Rat**	**Western Blot, Immunohistochemistry**

PRODUCT SYNONYMS

NXF1; Polyclonal Antibody; NXF1 antibody - N-terminal region; anti-NXF1 antibody

PRODUCT SPECIFICATIONS

Host	Rabbit
Reactivity	Cow, Dog, Guinea Pig, Human, Mouse, Rat
Clonality	Polyclonal
Purity/Purification	Protein A purified
Form/Format	Liquid. Purified antibody supplied in 1x PBS buffer with 0.09% (w/v) sodium azide and 2% sucrose.
Sequence	Syntheticp eptideloca tedwithint hefollowin gregion:MA DEGKSYSEHD DERVNFPQRK KKGRGPFRWK YGEGNRRSGR GGSGIRSS
Sequence Length	619
Applicable Applications for anti-NXF1 antibody	WB (Western Blot), IHC (Immunohistochemistry)
Homology	Cow: 92%; Dog: 83%; Guinea Pig: 92%; Human: 100%; Mouse: 92%; Rat: 92%
Immunogen	The immunogen is a synthetic peptide directed towards the N terminal region of human NXF1
Preparation and Storage	For short term use, store at 2-8 degree C up to 1 week. For long term storage, store at -20 degree C in small aliquots to prevent freeze-thaw cycles.

IMAGES

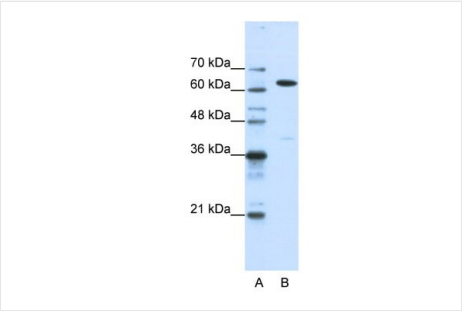

WB (Western Blot)
WB Suggested Anti-NXF1 Antibody Titration: 1.25ug/mlPositive Control: HepG2 cell lysateNXF1 is supported by BioGPS gene expression data to be expressed in HepG2

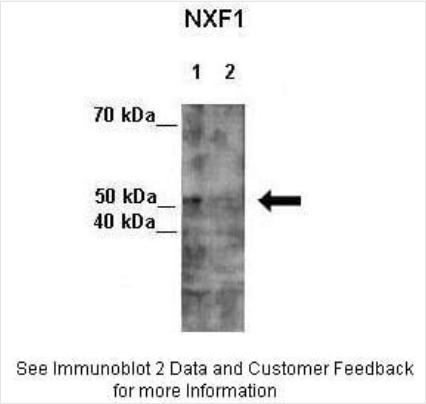

WB (Western Blot)
Lanes:Lane 1: 7ug HeLa lysate+EGFP SiRNALane 2: 7ug HeLa lysate+NXF1 SiRNAPrimary Antibody Dilution:1:300Secondary Antibody:Anti-rabbit-HRPSecondary Antibody Dilution:1:500Gene Name:NXF1Submitted by:Seiji Masuda, Kitashirakawa Oiwakecho, Kyoto UniversityNXF1 is supported by BioGPS gene expression data to be expressed in HeLa

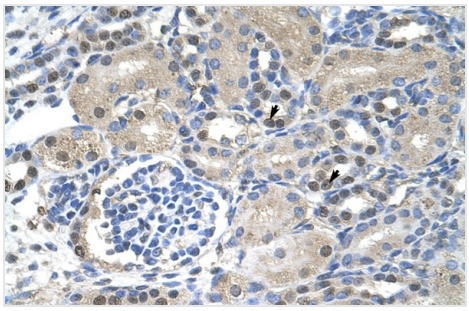

IHC (Immunohistochemistry)
Rabbit Anti-NXF1AntibodyParaffin Embedded Tissue: Human KidneyCellular Data: Epithelial cells of renal tubuleAntibody Concentration: 4.0-8.0 ug/mlMagnification: 400X

ADDITIONAL INFORMATION

Related Product Information for anti-NXF1 antibody	This is a rabbit polyclonal antibody against NXF1. It was validated on Western Blot and immunohistochemistry Target Description: NXF1 is one member of a family of nuclear RNA export factor. Common domain features of this family are a noncanonical RNP-type RNA-binding domain (RBD), 4 leucine-rich repeats (LRRs), a nuclear transport factor 2 (NTF2)-like domain that allows heterodimerization with NTF2-related export protein-1 (NXT1), and a ubiquitin-associated domain that mediates interactions with nucleoporins. The LRRs and NTF2-like domains are required for export activity. NXF1 shuttles between the nucleus and the cytoplasm and binds in vivo to poly(A)+ RNA. NXF1 overcomes the mRNA export block caused by the presence of saturating amounts of CTE (constitutive transport element) RNA of type D retroviruses.This gene is one member of a family of nuclear RNA export factor genes. Common domain features of this family are a noncanonical RNP-type RNA-binding domain (RBD), 4 leucine-rich repeats (LRRs), a nuclear transport factor 2 (NTF2)-like domain that allows heterodimerization with NTF2-related export protein-1 (NXT1), and a ubiquitin-associated domain that mediates interactions with nucleoporins. The LRRs and NTF2-like domains are required for export activity. Alternative splicing seems to be a common mechanism in this gene family. The encoded protein of this gene shuttles between the nucleus and the cytoplasm and binds in vivo to poly(A)+ RNA. It is the vertebrate homologue of the yeast protein Mex67p. The encoded protein overcomes the mRNA export block caused by the presence of saturating amounts of CTE (constitutive transport element) RNA of type D retroviruses.
Product Categories/Family for anti-NXF1 antibody	Polyclonal; RNA Binding Proteins; Chromatin & Nuclear Signaling; E3 & Ubiquitin; DNA/RNA/Protein Interactions; Immunohistochemistry

NCBI AND UNIPROT INFORMATION

NCBI GI #	15487670
NCBI GeneID	10482
NCBI Accession #	NP_006353
NCBI GenBank Nucleotide #	NM_006362
UniProt Accession #	Q9UBU9
Molecular Weight	68kDa
NCBI Official Full Name	nuclear RNA export factor 1 isoform 1
NCBI Official Synonym Full Names	nuclear RNA export factor 1
NCBI Official Symbol	NXF1
NCBI Official Synonym Symbols	TAP; MEX67
NCBI Protein Information	nuclear RNA export factor 1
UniProt Protein Name	Nuclear RNA export factor 1
UniProt Gene Name	**NXF1**

UniProt Synonym Gene Names	TAP
UniProt Entry Name	NXF1_HUMAN

For Research Use Only. Not for use in diagnostic or therapeutic procedures. Small volumes of product may become entrapped in the seal of the vial during shipment and storage; if necessary, briefly centrifuge the vial on a tabletop centrifuge to dislodge any liquid in the cap.

AAA Biotech | Tel: +1 (619) 604-9440 | Fax: +1 (619) 604-9441 | contact@aaabiotech.com
Online datasheet: https://www.aaabiotech.com/polyclonal/nxf1-antibody-western-blot-immunohistochemistry-elisa/198727