Rabbit CYP21A2 Polyclonal Antibody | anti-CYP21A2 antibody

CYP21A2 antibody - C-terminal region

CATALOG #	HOST	REACTIVITY	APPLICATIONS
AAA200991	**Rabbit**	**Cow, Dog, Guinea Pig, Human, Pig, Sheep**	**Western Blot, Immunohistochemistry**

PRODUCT SYNONYMS

CYP21A2; Polyclonal Antibody; CYP21A2 antibody - C-terminal region; anti-CYP21A2 antibody

PRODUCT SPECIFICATIONS

Host	Rabbit
Reactivity	Cow, Dog, Guinea Pig, Human, Pig, Sheep
Clonality	Polyclonal
Purity/Purification	Affinity Purified
Form/Format	Liquid. Purified antibody supplied in 1x PBS buffer with 0.09% (w/v) sodium azide and 2% sucrose.
Sequence	Syntheticp eptideloca tedwithint hefollowin gregion:IQ QRLQEELDHE LGPGASSSRV PYKDRARLPL LNATIAEVLR LRPVVPLA
Sequence Length	495
Applicable Applications for anti-CYP21A2 antibody	WB (Western Blot), IHC (Immunohistochemistry)
Homology	Cow: 92%; Dog: 92%; Guinea Pig: 80%; Human: 100%; Pig: 92%; Sheep: 92%
Immunogen	The immunogen is a synthetic peptide directed towards the C terminal region of human CYP21A2
Preparation and Storage	For short term use, store at 2-8 degree C up to 1 week. For long term storage, store at -20 degree C in small aliquots to prevent freeze-thaw cycles.

IMAGES

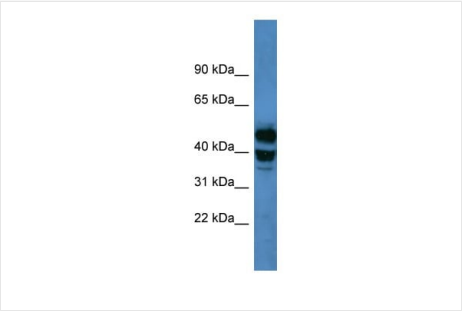

WB (Western Blot)
WB Suggested Anti-CYP21A2 Antibody Titration: 0.2-1 ug/mlELISA Titer: 1:62500Positive Control: Human Muscle

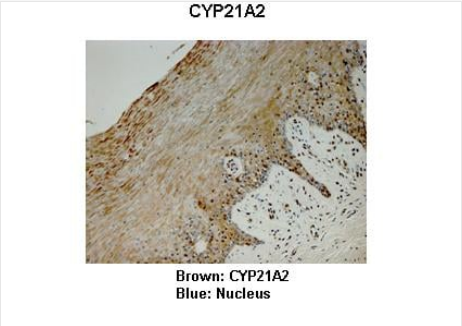

IHC (Immunohiostchemistry)
Sample Type: Monkey vaginaSample Type :Monkey vaginaPrimary Antibody Dilution :1:25Secondary Antibody:Anti-rabbit-HRPSecondary Antibody Dilution:1:1000Color/Signal Descriptions:Brown: CYP21A2 Blue: NucleusGene Name:CYP21A2Submitted by:Jonathan Bertin, Endoceutics Inc.

CYP21A2

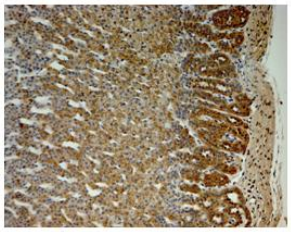

Brown: CYP21A2
Blue: Nucleus

IHC (Immunohistochemistry)
Sample Type: Monkey adrenal glandSample Type :Monkey adrenal glandPrimary Antibody Dilution :1:25Secondary Antibody:Anti-rabbit-HRPSecondary Antibody Dilution:1:1000Color/Signal Descriptions:Brown: CYP21A2 Blue: NucleusGene Name:CYP21A2Submitted by:Jonathan Bertin, Endoceutics Inc.

ADDITIONAL INFORMATION

Related Product Information for anti-CYP21A2 antibody	This is a rabbit polyclonal antibody against CYP21A2. It was validated on Western Blot Target Description: This gene encodes a member of the cytochrome P450 superfamily of enzymes. The cytochrome P450 proteins are monooxygenases which catalyze many reactions involved in drug metabolism and synthesis of cholesterol, steroids and other lipids. This protein localizes to the endoplasmic reticulum and hydroxylates steroids at the 21 position. Its activity is required for the synthesis of steroid hormones including cortisol and aldosterone. Mutations in this gene cause congenital adrenal hyperplasia. A related pseudogene is located near this gene; gene conversion events involving the functional gene and the pseudogene are thought to account for many cases of steroid 21-hydroxylase deficiency. Two transcript variants encoding different isoforms have been found for this gene.
Product Categories/Family for anti-CYP21A2 antibody	Polyclonal; Drugs and Drug Metabolism; Mitochondria; Disease Related

NCBI AND UNIPROT INFORMATION

NCBI GI #	323510663
NCBI GeneID	1589
NCBI Accession #	NP_000491
NCBI GenBank Nucleotide #	NM_000500
UniProt Accession #	Q16874; P08686
Molecular Weight	56kDa
NCBI Official Full Name	steroid 21-hydroxylase isoform a
NCBI Official Synonym Full Names	cytochrome P450 family 21 subfamily A member 2
NCBI Official Symbol	CYP21A2
NCBI Official Synonym Symbols	CAH1; CPS1; CA21H; CYP21; CYP21B; P450c21B
NCBI Protein Information	steroid 21-hydroxylase
UniProt Protein Name	Cytochrome P450 21-hydroxylase
UniProt Gene Name	**P450-CYP21B**
UniProt Synonym Gene Names	CYP21A2
UniProt Entry Name	Q16874_HUMAN

For Research Use Only. Not for use in diagnostic or therapeutic procedures. Small volumes of product may become entrapped in the seal of the vial during shipment and storage; if necessary, briefly centrifuge the vial on a tabletop centrifuge to dislodge any liquid in the cap.

AAA Biotech | Tel: +1 (619) 604-9440 | Fax: +1 (619) 604-9441 | contact@aaabiotech.com
Online datasheet: https://www.aaabiotech.com/polyclonal/cyp21a2-antibody-western-blot-immunohistochemistry-elisa/200991