Leucine Rich Repeat Kinase 2 (LRRK2) Recombinant Protein | LRRK2 recombinant protein

Recombinant Leucine Rich Repeat Kinase 2 (LRRK2)

CATALOG #	HOST	APPLICATIONS
AAA20265	**E.coli**	**SDS-Page, Western Blot**

PRODUCT SYNONYMS

Leucine Rich Repeat Kinase 2 (LRRK2); Recombinant Leucine Rich Repeat Kinase 2 (LRRK2); LRRK2 recombinant protein

PRODUCT SPECIFICATIONS

Host	E.coli
Purity/Purification	> 80%
Form/Format	Freeze-dried powder; PBS, pH7.4, containing 0.01% SKL, 5% Trehalose.
Concentration	250ug/mL (varies by lot)
Applicable Applications for LRRK2 recombinant protein	Positive Control, Immunogen, SDS-PAGE, WB (Western Blot)
Application Notes	(May be suitable for use in other assays to be determined by the end user.)
Source	Prokaryotic expression
Residues	Phe1479~Pro1729
Tags	N-terminal His Tag
Subcellular Location	Membrane, Mitochondrion, Cytoplasm
Predicted isoelectric point	7.8
Usage	Reconstitute in 10mM PBS (pH7.4) to a concentration of 0.1-1.0 mg/mL. Do not vortex.
Preparation and Storage	**Storage:** Avoid repeated freeze/thaw cycles. Store at 2-8 degree C for one month. Aliquot and store at -80 degree C for 12 months. **Stability Test:** The thermal stability is described by the loss rate. The loss rate was determined by accelerated thermal degradation test, that is, incubate the protein at 37 degree C for 48h, and no obvious degradation and precipitation were observed. The loss rate is less than 5% within the expiration date under appropriate storage condition.

IMAGES

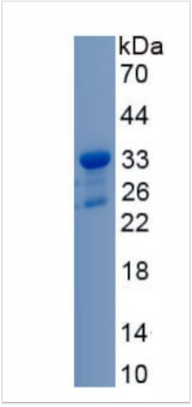

SDS-PAGE

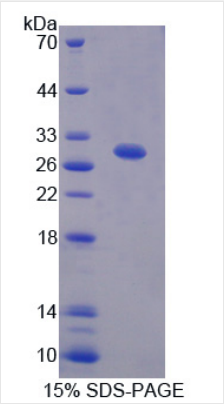

SDS-PAGE

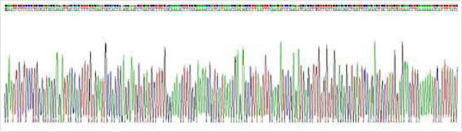

Gene Sequencing (Extract)

```
                                FP AIRDYHFVNA TEESDALAKL
RKTIINESLN FKIRDQLVVG QLIPDCYVEL EKIILSERKN VPIEFPVIDR
KRLLQLVREN QLQLDENELP HAVHFLNESG VLLHFQDPAL QLSDLYFVEP
KWLCKIMAQI LTVKVEGCPK HPKGIISRRD VEKFLSKKRK FPKNYMSQYF
KLLEKFQIAL PIGEEYLLVP SSLSDHRPVI ELPHCENSEI IIRLYEMPYF
PMGFWSRLIN RLLEISPYML SGRERALRP
```

Sequence Information

NCBI AND UNIPROT INFORMATION

NCBI GI #	171846278
NCBI GeneID	120892
NCBI Accession #	NP_940980.3
NCBI GenBank Nucleotide #	NM_198578.3
UniProt Accession #	Q5S007; Q6ZS50; Q8NCX9; A6NJU2
Molecular Weight	Predicted Molecular Mass: 30.8kDa Accurate Molecular Mass: 33kDa as determined by SDS-PAGE reducing conditions.
NCBI Official Full Name	leucine-rich repeat serine/threonine-protein kinase 2
NCBI Official Synonym Full Names	leucine-rich repeat kinase 2
NCBI Official Symbol	LRRK2
NCBI Official Synonym Symbols	PARK8; RIPK7; ROCO2; AURA17; DARDARIN
NCBI Protein Information	leucine-rich repeat serine/threonine-protein kinase 2; augmented in rheumatoid arthritis 17
UniProt Protein Name	Leucine-rich repeat serine/threonine-protein kinase 2
UniProt Gene Name	**LRRK2**
UniProt Synonym Gene Names	PARK8
UniProt Entry Name	LRRK2_HUMAN

For Research Use Only. Not for use in diagnostic or therapeutic procedures. Small volumes of product may become entrapped in the seal of the vial during shipment and storage; if necessary, briefly centrifuge the vial on a tabletop centrifuge to dislodge any liquid in the cap.

AAA Biotech | Tel: +1 (619) 604-9440 | Fax: +1 (619) 604-9441 | contact@aaabiotech.com
Online datasheet: https://www.aaabiotech.com/lrrk2-recombinant-protein-e-coli-positive-control-immunogen-sds-page-wb-western-blot/20265