Rabbit anti-Human, Mouse TRIP4/ASC-1 Polyclonal Antibody | anti-TRIP4/ASC-1 antibody

Rabbit anti-TRIP4/ASC-1 Antibody, Affinity Purified

CATALOG #	HOST	REACTIVITY	APPLICATIONS
AAA211175	**Rabbit**	**Human, Mouse**	**Immunoprecipitation, Western Blot**

PRODUCT SYNONYMS

TRIP4/ASC-1; Polyclonal Antibody; Rabbit anti-TRIP4/ASC-1 Antibody; Affinity Purified; SMABF1; zinc finger; C2HC5-type; ZC2HC5; TRIP-4; thyroid receptor-interacting protein 4; MDCDC; HsT17391; ASC-1; ASC1; activating signal cointegrator 1; TR-interacting protein 4; Activating signal cointegrator 1; thyroid hormone receptor interactor 4; anti-TRIP4/ASC-1 antibody

PRODUCT SPECIFICATIONS

Host	Rabbit
Reactivity	Human, Mouse
Clonality	Polyclonal
Purity/Purification	Antigen Affinity Purified
Form/Format	Liquid. Whole IgG. Tris-citrate/phosphate buffer, pH 7 to 8 containing 0.09% Sodium Azide
Concentration	1000ug/ml (varies by lot)
Applicable Applications for anti-TRIP4/ASC-1 antibody	IP (Immunoprecipitation), WB (Western Blot)
Immunogen	Between 225 and 275
Conjugation	Unconjugated
Preparation and Storage	Store at 2-8 degree C Shelf Life: 1 year from date of receipt

IMAGES

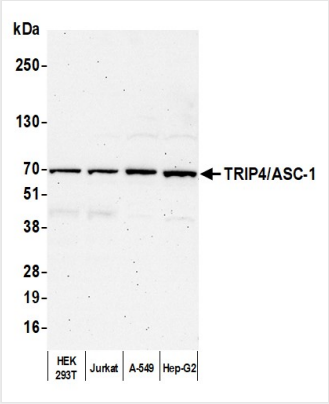

WB (Western Blot)
Detection of human TRIP4/ASC-1 by western blot. Samples: Whole cell lysate (25 ug) from HEK293T, Jurkat, A-549, and Hep-G2 cells prepared using NETN lysis buffer. Antibody: Affinity purified rabbit anti-TRIP4-ASC-1 antibody (AAA211175 lot 4) used for WB at 0.1 ug/ml. Detection: Chemiluminescence with an exposure time of 75 seconds.

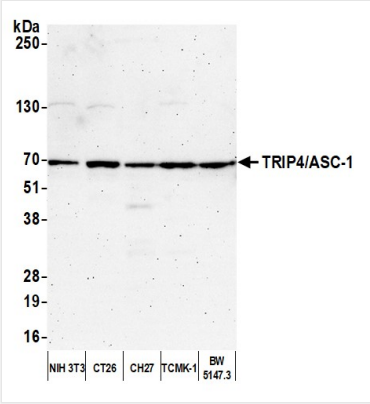

WB (Western Blot)
Detection of mouse TRIP4/ASC-1 by western blot. Samples: Whole cell lysate (25 ug) from NIH 3T3, CT26, CH27, TCMK-1, and BW5147.3 cells prepared using NETN lysis buffer. Antibody: Affinity purified rabbit anti-TRIP4/ASC-1 antibody (AAA211175 lot 4) used for WB at 0.1 ug/ml. Detection: Chemiluminescence with an exposure time of 3 minutes.

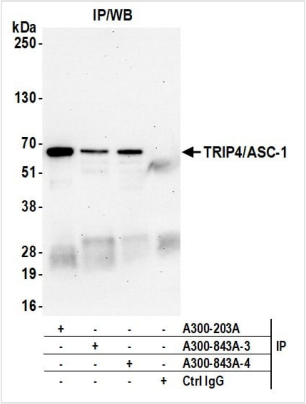

IP (Immunoprecipitation)
Detection of human TRIP4/ASC-1 by western blot of immunoprecipitates. Samples: Whole cell lysate (1.0 mg per IP reaction; 20% of IP loaded) from HEK293T cells prepared using NETN lysis buffer. Antibodies: Affinity purified rabbit anti-TRIP4/ASC-1 antibody (AAA211175 lot 4) used for IP at 6 ug per reaction. TRIP4/ASC-1 was also immunoprecipitated by a previous lot of this antibody (AAA211175 lot 3) and a second antibody against a different epitope of TRIP4/ASC-1 . For blotting immunoprecipitated TRIP4/ASC-1, AAA211175 was used at 0.1 ug/ml. Detection: Chemiluminescence with an exposure time of 30 seconds.

ADDITIONAL INFORMATION

Related Product Information for anti-TRIP4/ASC-1 antibody	Thyroid receptor interacting protein 4 (TRIP4) is also known as activating signal cointegrator 1 (ASC-1). TRIP4/ASC-1 was identified as a protein that interacts with the thyroid receptor. It has been shown to act as a transcriptional co-activator of the thyroid receptor (TR), 9-cis retinoic acid (RXR), androgen receptor (AR) and estrogen.
Product Categories/Family for anti-TRIP4/ASC-1 antibody	Primary Antibodies

NCBI AND UNIPROT INFORMATION

NCBI GI #	32189376
NCBI GeneID	9325
NCBI Accession #	NP_057297.2
NCBI GenBank Nucleotide #	NM_016213.4
UniProt Accession #	Q15650; Q96ED7; Q9UKH0; B2RAS0
Molecular Weight	66,146 Da
NCBI Official Full Name	activating signal cointegrator 1
NCBI Official Synonym Full Names	thyroid hormone receptor interactor 4
NCBI Official Symbol	TRIP4
NCBI Official Synonym Symbols	ASC1; ASC-1; HsT17391
NCBI Protein Information	activating signal cointegrator 1; TRIP-4; TR-interacting protein 4; thyroid receptor interacting protein 4; thyroid receptor-interacting protein 4
UniProt Protein Name	Activating signal cointegrator 1
UniProt Gene Name	**TRIP4**
UniProt Synonym Gene Names	ASC-1; TR-interacting protein 4; TRIP-4
UniProt Entry Name	TRIP4_HUMAN

For Research Use Only. Not for use in diagnostic or therapeutic procedures. Small volumes of product may become entrapped in the seal of the vial during shipment and storage; if necessary, briefly centrifuge the vial on a tabletop centrifuge to dislodge any liquid in the cap.

AAA Biotech | Tel: +1 (619) 604-9440 | Fax: +1 (619) 604-9441 | contact@aaabiotech.com
Online datasheet: https://www.aaabiotech.com/polyclonal/trip4-asc-1-antibody-immunoprecipitation-western-blot-elisa/211175