Rabbit anti-Human, Mouse Pc2 Polyclonal Antibody | anti-Pc2 antibody

Rabbit anti-Pc2 Antibody, Affinity Purified

CATALOG #	HOST	REACTIVITY	APPLICATIONS
AAA211852	**Rabbit**	**Human, Mouse**	**Immunohistochemistry, Immunoprecipitation, Western Blot**

PRODUCT SYNONYMS

Pc2; Polyclonal Antibody; Rabbit anti-Pc2 Antibody; Affinity Purified; NS5ATP1-binding protein 16; chromobox homolog 4 (Pc class homolog; Drosophila); PC2; polycomb 2 homolog; Pc class 2 homolog; hPc2; E3 SUMO-protein ligase CBX4; chromobox protein homolog 4; chromobox-like protein 4; NBP16; chromobox 4; anti-Pc2 antibody

PRODUCT SPECIFICATIONS

Host	Rabbit
Reactivity	Human, Mouse
Clonality	Polyclonal
Purity/Purification	Antigen Affinity Purified
Form/Format	Liquid. Whole IgG. Tris-citrate/phosphate buffer, pH 7 to 8 containing 0.09% Sodium Azide
Concentration	1000ug/ml (varies by lot)
Applicable Applications for anti-Pc2 antibody	IHC (Immunohistochemistry), IP (Immunoprecipitation), WB (Western Blot)
Immunogen	Between 150 and 200
Conjugation	Unconjugated
Preparation and Storage	Store at 2-8 degree C Shelf Life: 1 year from date of receipt

IMAGES

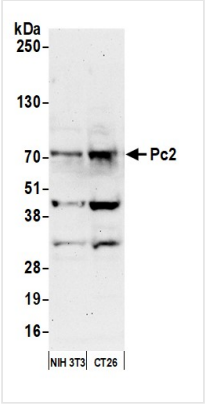

WB (Western Blot)
Detection of mouse Pc2 by western blot. Samples: Whole cell lysate (50 ug) from NIH 3T3 and CT26 cells prepared using NETN lysis buffer. Antibody: Affinity purified rabbit anti-Pc2 antibody (AAA211852 lot 2) used for WB at 0.1 ug/ml. Detection: Chemiluminescence with an exposure time of 75 seconds.

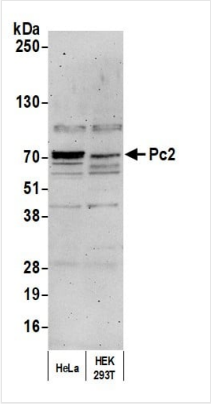

WB (Western Blot)
Detection of human Pc2 by western blot. Samples: Whole cell lysate (10 ug) from HeLa and HEK293T cells prepared using NETN lysis buffer. Antibody: Affinity purified rabbit anti-Pc2 antibody (AAA211852 lot 2) used for WB at 0.1 ug/ml. Detection: Chemiluminescence with an exposure time of 3 minutes.

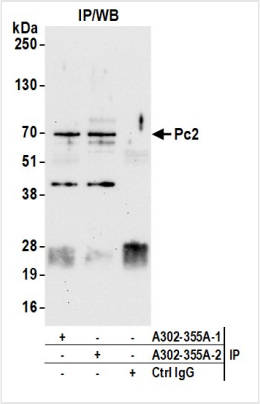

IP (Immunoprecipitation)
Detection of human Pc2 by western blot of immunoprecipitates. Samples: Whole cell lysate (1.0 mg per IP reaction; 20% of IP loaded) from HeLa cells prepared using NETN lysis buffer. Antibodies: Affinity purified rabbit anti-Pc2 antibody (AAA211852 lot 2) used for IP at 6 ug per reaction. Pc2 was also immunoprecipitated by a previous lot of this antibody (AAA211852 lot 1). For blotting immunoprecipitated Pc2, AAA211852 was used at 0.1 ug/ml. Detection: Chemiluminescence with an exposure time of 30 seconds.

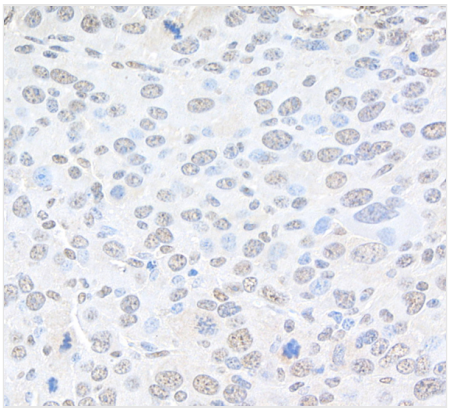

IHC (Immunohiostchemistry)
Detection of mouse Pc2 by immunohistochemistry. Sample: FFPE section of mouse renal cell carcinoma. Antibody: Affinity purified rabbit anti- Pc2 (AAA211852 Lot 2) used at a dilution of 1:1,000 (1ug/ml). Detection: DAB

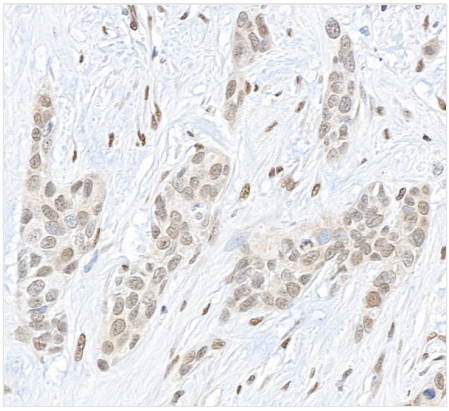

IHC (Immunohistochemistry)
Detection of human Pc2 by immunohistochemistry. Sample: FFPE section of human bladder carcinoma. Antibody: Affinity purified rabbit anti- Pc2 (AAA211852 Lot 2) used at a dilution of 1:1,000 (1ug/ml). Detection: DAB

ADDITIONAL INFORMATION

Related Product Information for anti-Pc2 antibody	Pc2 (polycomb 2 homolog) is also known as CBX4. Pc2 is an E3 SUMO-protein ligase which facilitates SUMO1 conjugation by UBE2I. It is a component of the Polycomb group (PcG) multiprotein complex, PRC1 (polycomb repressive complex), a complex required to maintain the transcriptionally repressive state of many genes, including Hox genes, throughout development. The PcG-PRC1 complex acts via chromatin remodeling and modification of histones; it mediates monoubiquitination of histone H2A 'Lys-119', rendering chromatin heritably changed in its expressibility [taken from the Universal Protein Resource (UniProt) www.uniprot.org/uniprot/O00257].
Product Categories/Family for anti-Pc2 antibody	Primary Antibodies

NCBI AND UNIPROT INFORMATION

NCBI GI #	55770830
NCBI GeneID	8535
NCBI Accession #	NP_003646.2
NCBI GenBank Nucleotide #	NM_003655.2
UniProt Accession #	O00257; Q6TPI8; Q96C04; B1PJR7

Molecular Weight	31,987 Da
NCBI Official Full Name	E3 SUMO-protein ligase CBX4
NCBI Official Synonym Full Names	chromobox homolog 4
NCBI Official Symbol	CBX4
NCBI Official Synonym Symbols	PC2; NBP16
NCBI Protein Information	E3 SUMO-protein ligase CBX4; Pc class 2 homolog; polycomb 2 homolog; NS5ATP1-binding protein 16; chromobox protein homolog 4; chromobox homolog 4 (Pc class homolog, Drosophila)
UniProt Protein Name	E3 SUMO-protein ligase CBX4
UniProt Gene Name	**CBX4**
UniProt Synonym Gene Names	Pc2; hPc2
UniProt Entry Name	CBX4_HUMAN

For Research Use Only. Not for use in diagnostic or therapeutic procedures. Small volumes of product may become entrapped in the seal of the vial during shipment and storage; if necessary, briefly centrifuge the vial on a tabletop centrifuge to dislodge any liquid in the cap.

AAA Biotech | Tel: +1 (619) 604-9440 | Fax: +1 (619) 604-9441 | contact@aaabiotech.com
Online datasheet: https://www.aaabiotech.com/polyclonal/pc2-antibody-immunohistochemistry-immunoprecipitation-western-blot-elisa/211852