Rabbit anti-Human, Mouse WARS Polyclonal Antibody | anti-WARS antibody

Rabbit anti-WARS Antibody, Affinity Purified

CATALOG #	HOST	REACTIVITY	APPLICATIONS
AAA212587	**Rabbit**	**Human, Mouse**	**Immunohistochemistry, Immunoprecipitation, Western Blot**

PRODUCT SYNONYMS

WARS; Polyclonal Antibody; Rabbit anti-WARS Antibody; Affinity Purified; hWRS; tryptophan--tRNA ligase; cytoplasmic; tryptophan tRNA ligase 1; trpRS; Tryptophanyl-tRNA synthetase; interferon-induced protein 53; HMN9; GAMMA-2; epididymis secretory sperm binding protein; IFP53; IFI53; Tryptophan--tRNA ligase; tryptophanyl-tRNA synthetase; anti-WARS antibody

PRODUCT SPECIFICATIONS

Host	Rabbit
Reactivity	Human, Mouse
Clonality	Polyclonal
Purity/Purification	Antigen Affinity Purified
Form/Format	Liquid. Whole IgG. Tris-citrate/phosphate buffer, pH 7 to 8 containing 0.09% Sodium Azide
Concentration	1000ug/ml (varies by lot)
Applicable Applications for anti-WARS antibody	IHC (Immunohistochemistry), IP (Immunoprecipitation), WB (Western Blot)
Immunogen	Between 1 and 50
Conjugation	Unconjugated
Preparation and Storage	Store at 2-8 degree C Shelf Life: 1 year from date of receipt

IMAGES

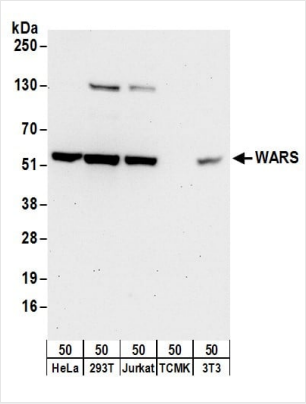

WB (Western Blot)
Detection of human and mouse WARS by western blot. Samples: Whole cell lysate (50 ug) from HeLa, HEK293T, Jurkat, mouse TCMK-1, and mouse NIH 3T3 cells. Antibodies: Affinity purified rabbit anti-WARS antibody AAA212587 (lot AAA212587-1) used for WB at 0.1 ug/ml. Detection: Chemiluminescence with an exposure time of 30 seconds.

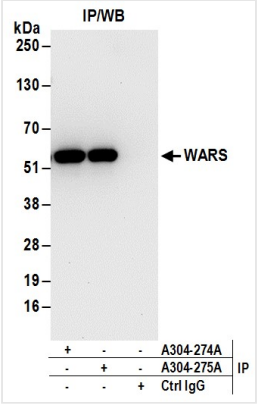

IP (Immunoprecipitation)
Detection of human WARS by western blot of immunoprecipitates. Samples: Whole cell lysate (0.5 or 1.0 mg per IP reaction; 20% of IP loaded) from HeLa cells. Antibodies: Affinity purified rabbit anti-WARS antibody AAA212587 (lot AAA212587-1) used for IP at 6 ug per reaction. WARS was also immunoprecipitated by rabbit anti-WARS antibody For blotting immunoprecipitated WARS, was used at 0.4 ug/ml. Detection: Chemiluminescence with an exposure time of 30 seconds.

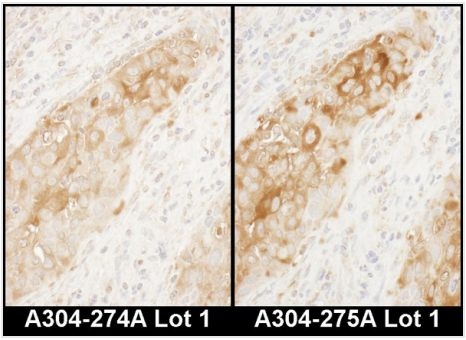

IHC (Immunohistochemistry)
Detection of human WARS by immunohistochemistry. Samples: FFPE serial sections of human lung cancer. Antibody: Affinity purified rabbit anti-WARS (Cat. No. AAA212587 Lot1, left image and Cat. No. Lot1, right image) used at a dilution of 1:1,000 (1ug/ml). Detection: DAB

ADDITIONAL INFORMATION

Related Product Information for anti-WARS antibody	Aminoacyl-tRNA synthetases catalyze the aminoacylation of tRNA by their cognate amino acid. Because of their central role in linking amino acids with nucleotide triplets contained in tRNAs, aminoacyl-tRNA synthetases are thought to be among the first proteins that appeared in evolution. Two forms of tryptophanyl-tRNA synthetase exist, a cytoplasmic form, named WARS, and a mitochondrial form, named WARS2. Tryptophanyl-tRNA synthetase (WARS) catalyzes the aminoacylation of tRNA(trp) with tryptophan and is induced by interferon. Tryptophanyl-tRNA synthetase belongs to the class I tRNA synthetase family [taken from NCBI Entrez Gene (Gene ID: 7453)].
Product Categories/Family for anti-WARS antibody	Primary Antibodies

NCBI AND UNIPROT INFORMATION

NCBI GI #	47419914
NCBI GeneID	7453
NCBI Accession #	NP_004175.2
NCBI GenBank Nucleotide #	NM_004184.3
UniProt Accession #	P23381; P78535; Q502Y0; Q53XB6; Q9UDI5; Q9UDL3; A6NGN1; A6NID3
Molecular Weight	48,852 Da
NCBI Official Full Name	tryptophan--tRNA ligase, cytoplasmic isoform a
NCBI Official Synonym Full Names	tryptophanyl-tRNA synthetase
NCBI Official Symbol	WARS
NCBI Official Synonym Symbols	IFI53; IFP53; GAMMA-2
NCBI Protein Information	tryptophan--tRNA ligase, cytoplasmic; hWRS; interferon-induced protein 53; trpRS; tryptophan tRNA ligase 1, cytoplasmic
UniProt Protein Name	Tryptophan--tRNA ligase, cytoplasmic
UniProt Gene Name	**WARS**
UniProt Synonym Gene Names	IFI53; WRS; IFP53; TrpRS; hWRS
UniProt Entry Name	SYWC_HUMAN

For Research Use Only. Not for use in diagnostic or therapeutic procedures. Small volumes of product may become entrapped in the seal of the vial during shipment and storage; if necessary, briefly centrifuge the vial on a tabletop centrifuge to dislodge any liquid in the cap.