Rabbit PMP70/ABCD3 Polyclonal Antibody | anti-PMP70/ABCD3 antibody

PMP70/ABCD3 Polyclonal Antibody

CATALOG #	HOST	REACTIVITY	APPLICATIONS
AAA22265	**Rabbit**	**Human, Mouse, Rat**	**Western Blot, Immunohistochemistry, Immunofluorescence**

PRODUCT SYNONYMS

PMP70/ABCD3; Polyclonal Antibody; PMP70/ABCD3 Polyclonal Antibody; ABC43; CBAS5; PMP70; PXMP1; ZWS2; ABCD3; anti-PMP70/ABCD3 antibody

PRODUCT SPECIFICATIONS

Host	Rabbit
Reactivity	Human, Mouse, Rat
Clonality	Polyclonal
Isotype	IgG
Purity/Purification	Affinity purification
Form/Format	PBS with 0.01% thiomersal,50% glycerol,pH7.3.
Concentration	1mg/mL (varies by lot)
Applicable Applications for anti-PMP70/ABCD3 antibody	WB (Western Blot), IHC (Immunohistochemistry), IF (Immunofluorescence)
Application Notes	WB: 1:500-1:2000 IHC: 1:50-1:200 IF: 1:50-1:200
Immunogen	Recombinant fusion protein of human PMP70/ABCD3
Preparation and Storage	Storage: -20 degree C/One year. Avoid freeze/thaw cycles.

IMAGES

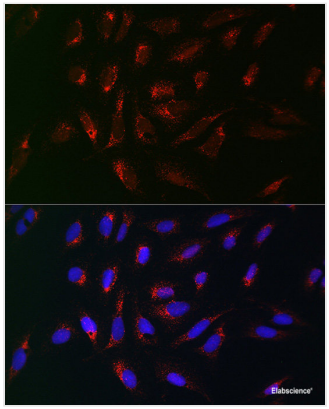

IF (Immunofluorescence)
Immunofluorescence analysis of U2OS cells using PMP70/PMP70/ABCD3 Polyclonal Antibody at dilution of 1:100 (40x lens). Blue: DAPI for nuclear staining.

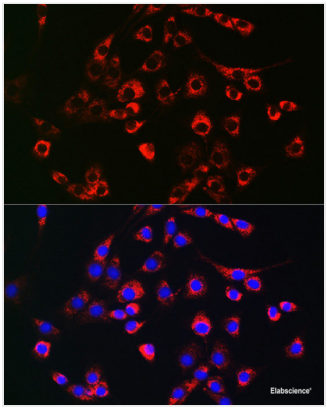

IF (Immunofluorescence)
Immunofluorescence analysis of NIH-3T3 cells using PMP70/PMP70/ABCD3 Polyclonal Antibody at dilution of 1:100 (40x lens). Blue: DAPI for nuclear staining.

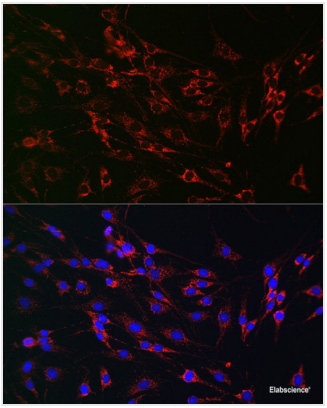

IF (Immunofluorescence)
Immunofluorescence analysis of C6 cells using PMP70/PMP70/ABCD3 Polyclonal Antibody at dilution of 1:100 (40x lens). Blue: DAPI for nuclear staining.

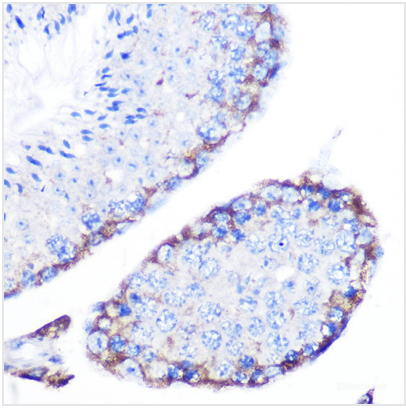

IHC (Immunohistochemistry)
Immunohistochemistry of paraffin-embedded mouse testis using PMP70/ABCD3 Polyclonal Antibody at dilution of 1:100 (40x lens).Perform microwave antigen retrieval with 10 mM Tris/EDTA buffer pH 9.0 before commencing with IHC staining protocol.

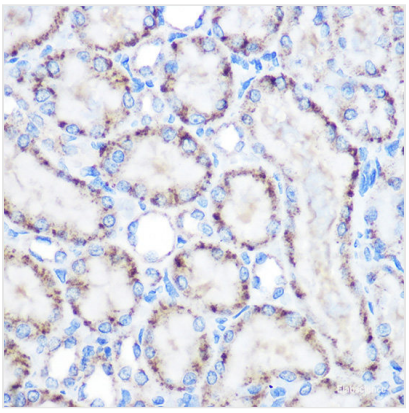

IHC (Immunohistochemistry)
Immunohistochemistry of paraffin-embedded rat kidney using PMP70/ABCD3 Polyclonal Antibody at dilution of 1:100 (40x lens).Perform microwave antigen retrieval with 10 mM Tris/EDTA buffer pH 9.0 before commencing with IHC staining protocol.

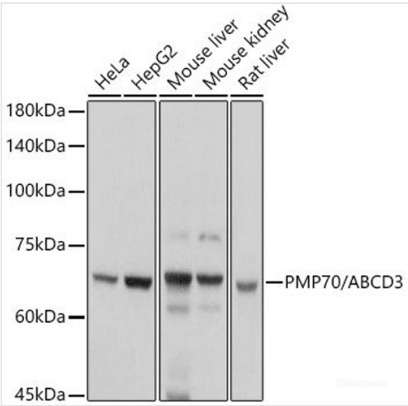

WB (Western Blot)
Western blot analysis of extracts of various cell lines using PMP70/ABCD3 Polyclonal Antibody at 1:1000 dilution.

ADDITIONAL INFORMATION

Related Product Information for anti-PMP70/ABCD3 antibody	The protein encoded by this gene is member of the superfamily of ATP-binding cassette (ABC) transporters. ABC proteins transport various molecules across extra- and intra-cellular membranes. ABC genes are divided into seven distinct subfamilies (ABC1, MDR/TAP, MRP, ALD, OABP, GCN20, White). This protein is member of the ALD subfamily, which is involved in peroxisomal import of fatty acids and/or fatty acyl-CoAs in the organelle. All known peroxisomal ABC transporters are half transporters which require a partner half transporter molecule to form a functional homodimeric or heterodimeric transporter. This peroxisomal membrane protein likely plays an important role in peroxisome biogenesis. Mutations have been associated with some forms of Zellweger syndrome, a heterogeneous group of peroxisome assembly disorders. Alternative splicing results in multiple transcript variants encoding distinct isoforms. [provided by RefSeq, Jul 2008]
Product Categories/Family for anti-PMP70/ABCD3 antibody	Antibodies; Primary Antibodies; Polyclonal Antibody

NCBI AND UNIPROT INFORMATION

NCBI GI #	130358
NCBI GeneID	5825
UniProt Accession #	P28288; Q15271; Q6NUN5; Q96DA3; Q9H529; D3DT46
Molecular Weight	27,121 Da
NCBI Official Full Name	ATP-binding cassette sub-family D member 3

NCBI Official Synonym Full Names	ATP-binding cassette, sub-family D (ALD), member 3
NCBI Official Symbol	ABCD3
NCBI Official Synonym Symbols	ZWS2; ABC43; PMP70; PXMP1
NCBI Protein Information	ATP-binding cassette sub-family D member 3; 70 kDa peroxisomal membrane protein; Peroxisomal membrane protein-1 (70kD); peroxisomal membrane protein 1 (70kD, Zellweger syndrome); dJ824O18.1 (ATP-binding cassette, sub-family D (ALD), member 3 (PMP70, PXMP1
UniProt Protein Name	ATP-binding cassette sub-family D member 3
UniProt Gene Name	**ABCD3**
UniProt Synonym Gene Names	PMP70; PXMP1; PMP70
UniProt Entry Name	ABCD3_HUMAN

For Research Use Only. Not for use in diagnostic or therapeutic procedures. Small volumes of product may become entrapped in the seal of the vial during shipment and storage; if necessary, briefly centrifuge the vial on a tabletop centrifuge to dislodge any liquid in the cap.

AAA Biotech | Tel: +1 (619) 604-9440 | Fax: +1 (619) 604-9441 | contact@aaabiotech.com
Online datasheet: https://www.aaabiotech.com/polyclonal/pmp70-abcd3-antibody-western-blot-immunohistochemistry-immunofluorescence-elisa/22265