Rabbit beta Catenin Polyclonal Antibody | anti-CTNNB1 antibody

beta Catenin antibody

CATALOG #	HOST	APPLICATIONS
AAA224941	**Rabbit**	**Western Blot, Immunohistochemistry, Immunofluorescence**

PRODUCT SYNONYMS

beta Catenin; Polyclonal Antibody; beta Catenin antibody; Rabbit polyclonal beta Catenin antibody; Polyclonal beta Catenin antibody; Anti-beta Catenin antibody; CTNND antibody; Ab 37 antibody; KIAA0384 antibody; P120CAS antibody; CTNND1 antibody; p120 antibody; Cadherin-Associated Protein Delta 2 antibody; P120CTN antibody; CAS antibody; anti-CTNNB1 antibody

PRODUCT SPECIFICATIONS

Host	Rabbit
Clonality	Polyclonal
Purity/Purification	Purified by immunoaffinity chromatography.
Form/Format	Liquid form in PBS buffer (no MG2+ or Ca2+), pH 7.4, 150 mm NaCl,0.02% sodium azide and 50% glycerol.
Concentration	1 mg/ml (varies by lot)
Sequence Length	781
Applicable Applications for anti-CTNNB1 antibody	WB (Western Blot), IHC (Immunohistochemistry), IF (Immunofluorescence)
Immunogen	beta Catenin antibody was raised in Rabbit using the peptide sequence around aa 35~39 (I-H-S-G-A) derived from Human B-Catenin as the immunogen.
Cross-Reactivity	Human, Mouse, Rat
Preparation and Storage	Store at 4 degree C for short term storage. Aliquot and store at-20 degree C for long term storage. Avoid repeated freeze/thaw cycles.

IMAGES

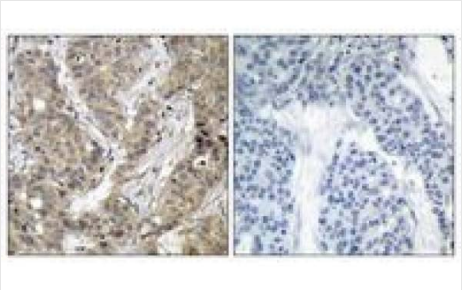

IHC (Immunohistochemisry)
Immunohistochemical analysis of paraffin-embedded human breast carcinoma tissue using beta-Catenin antibody (left) or the same antibody preincubated with with blocking peptide (right

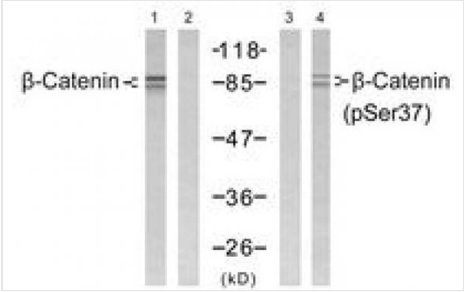

WB (Western Blot)
Western Blot analysis of extracts from HT29 and SKOV3 cells using beta-Catenin antibody

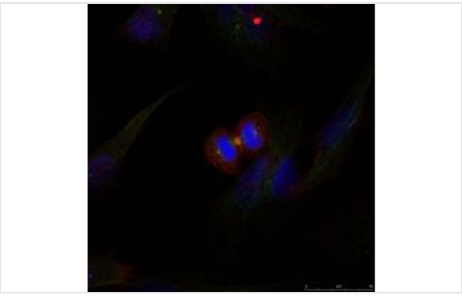

IF (Immunofluorescence)
Immunofluorescence staining of methanol-fixed Hela cells using beta-Catenin antibody

ADDITIONAL INFORMATION

Related Product Information for anti-CTNNB1 antibody	beta Catenin is a member of the Armadillo protein family, which function in adhesion between cells and signal transduction. Multiple translation initiation codons and althernative splicing result in many different isoforms being translated.
Product Categories/Family for anti-CTNNB1 antibody	Signal Transduction

NCBI AND UNIPROT INFORMATION

NCBI GI #	38520
NCBI GeneID	1499
UniProt Accession #	P35222; Q8NEW9; Q8NI94; Q9H391; A8K1L7
Molecular Weight	85,497 Da
NCBI Official Full Name	beta catenin
NCBI Official Synonym Full Names	catenin beta 1
NCBI Official Symbol	CTNNB1
NCBI Official Synonym Symbols	EVR7; CTNNB; MRD19; armadillo
NCBI Protein Information	catenin beta-1
UniProt Protein Name	Catenin beta-1
UniProt Gene Name	**CTNNB1**
UniProt Synonym Gene Names	CTNNB

For Research Use Only. Not for use in diagnostic or therapeutic procedures. Small volumes of product may become entrapped in the seal of the vial during shipment and storage; if necessary, briefly centrifuge the vial on a tabletop centrifuge to dislodge any liquid in the cap.

AAA Biotech | Tel: +1 (619) 604-9440 | Fax: +1 (619) 604-9441 | contact@aaabiotech.com
Online datasheet: https://www.aaabiotech.com/polyclonal/beta-catenin-antibody-western-blot-immunohistochemistry-immunofluorescence-elisa/224941