Rabbit LOXL2 Polyclonal Antibody | anti-LOXL2 antibody

LOXL2 Antibody

CATALOG #	HOST	APPLICATIONS
AAA225255	**Rabbit**	**Western Blot, Immunohistochemistry**

PRODUCT SYNONYMS

LOXL2; Polyclonal Antibody; LOXL2 Antibody; Affinity Purified Rabbit Polyclonal LOXL2 Antibody; Polyclonal LOXL2 antibody; Anti-LOXL2 antibody; LOXL 2; lysyl oxidase homolog 2 antibody; lysyl oxidase-like protein 2 antibody; WS9-14 antibody; LOR2 antibody; LOXL-2 antibody; lysyl oxidase-related protein WS9-14 antibody; lysyl oxidase-related protein 2 antibody; LOXL-2; LOXL 2 antibody; LOXL2 antibody; anti-LOXL2 antibody

PRODUCT SPECIFICATIONS

Host	Rabbit
Clonality	Polyclonal
Isotype	IgG
Purity/Purification	Antigen-Affinity Chromatography
Form/Format	Supplied as a concentrated soloution containing 0.1M Tris, 0.1M Glycine, 10% Glycerol (pH 7.0). 0.01% Thimerosal was added as a preservative.
Concentration	1 mg/ml (varies by lot)
Sequence Length	774
Applicable Applications for anti-LOXL2 antibody	WB (Western Blot), IHC (Immunohistochemistry)
Immunogen	LOXL2 antibody was raised in rabbit using a recombinant fragment corresponding to a region within amino acids 454 and 742 of LOXL2
Cross-Reactivity	Human
Preparation and Storage	Store at 4 degree C for short term storage. Aliquot and store at -20 degree C for long term storage. Avoid repeated freeze/thaw cycles.

IMAGES

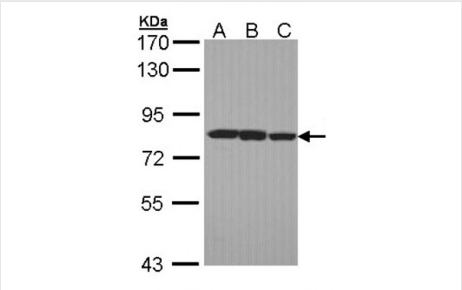

WB (Western Blot)
Western blot analysis of 30 ug of whole cell lysate (A: 293T; B: A431; C: H1299) using a 7.5% SDS PAGE gel and LOXL2 antibody at a dilution of 1:1000

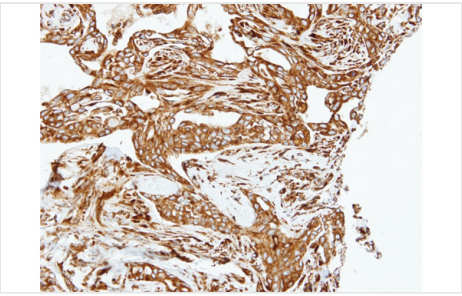

IHC (Immunohiostchemistry)
Immunohistochemical staining of paraffin-embedded H661 xenograft using LOXL2 antibody at a dilution of 1:500

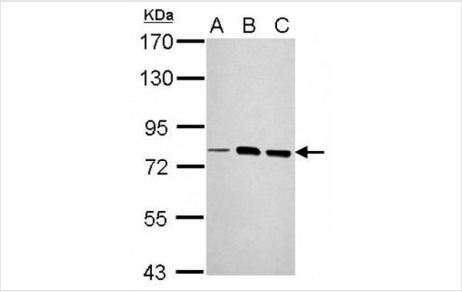

WB (Western Blot)
Western blot analysis of 30 ug of whole cell lysate (A: NIH-3T3; B: JC; C: BCL-1) using a 7.5% SDS PAGE gel and LOXL2 antibody at a dilution of 1:1000

ADDITIONAL INFORMATION

Related Product Information for anti-LOXL2 antibody	This gene encodes a member of the lysyl oxidase gene family. The prototypic member of the family is essential to the biogenesis of connective tissue, encoding an extracellular copper-dependent amine oxidase that catalyses the first step in the formation of crosslinks in collagens and elastin. A highly conserved amino acid sequence at the C-terminus end appears to be sufficient for amine oxidase activity, suggesting that each family member may retain this function. The N-terminus is poorly conserved and may impart additional roles in developmental regulation, senescence, tumor suppression, cell growth control, and chemotaxis to each member of the family.
Product Categories/Family for anti-LOXL2 antibody	Proteases; Inhibitors; & Enzymes

NCBI AND UNIPROT INFORMATION

NCBI GI #	4505011
NCBI GeneID	4017
NCBI GenBank Nucleotide #	NP_002309.1
UniProt Accession #	Q9Y4K0
Molecular Weight	87 kDa
NCBI Official Full Name	lysyl oxidase homolog 2
NCBI Official Synonym Full Names	lysyl oxidase like 2
NCBI Official Symbol	LOXL2
NCBI Official Synonym Symbols	LOR; LOR2; WS9-14
NCBI Protein Information	lysyl oxidase homolog 2
UniProt Protein Name	Lysyl oxidase homolog 2
UniProt Gene Name	**LOXL2**
UniProt Entry Name	LOXL2_HUMAN

For Research Use Only. Not for use in diagnostic or therapeutic procedures. Small volumes of product may become entrapped in the seal of the vial during shipment and storage; if necessary, briefly centrifuge the vial on a tabletop centrifuge to dislodge any liquid in the cap.

AAA Biotech | Tel: +1 (619) 604-9440 | Fax: +1 (619) 604-9441 | contact@aaabiotech.com
Online datasheet: https://www.aaabiotech.com/polyclonal/loxl2-antibody-western-blot-immunohistochemistry-elisa/225255