Rabbit HSPA9 Polyclonal Antibody | anti-HSPA9 antibody

HSPA9 Antibody

CATALOG #	HOST	APPLICATIONS
AAA225814	**Rabbit**	**Immunohistochemistry, Western Blot**

PRODUCT SYNONYMS

HSPA9; Polyclonal Antibody; HSPA9 Antibody; Affinity Purified Rabbit Polyclonal HSPA9 Antibody; Polyclonal HSPA9 antibody; Anti-HSPA9 antibody; mot-2 antibody; GRP75 antibody; MOT2 antibody; mortalin antibody; MOT antibody; HSPA-9; HSPA-9 antibody; HSPA9B antibody; CSA antibody; MTHSP75 antibody; PBP74 antibody; HSPA 9; HSPA 9 antibody; heat shock 70kDa protein 9; MGC4500 antibody; anti-HSPA9 antibody

PRODUCT SPECIFICATIONS

Host	Rabbit
Clonality	Polyclonal
Isotype	IgG
Purity/Purification	Affinity Chromatography
Form/Format	Lyophilized Form
Sequence Length	681
Applicable Applications for anti-HSPA9 antibody	IHC (Immunohistochemistry), WB (Western Blot)
Immunogen	HSPA9 antibody was raised in Rabbit using a synthetic peptide corresponding to a sequence at the C-terminal of human HSPA9, identical to the related rat and Rabbit sequences, as the immunogen
Preparation and Storage	Store at 4 degree C for short term storage. For long term storage aliquot and store at -20 degree C. Avoid repeated freeze/thaw cycles.

IMAGES

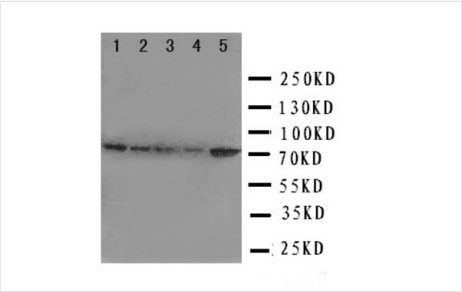

WB (Western Blot)
Lane 1: Rat Liver Tissue Lysate; Lane 2: A549 Cell Lysate; Lane 3: 293T Cell Lysate; Lane 4: M431 Cell Lysate; Lane 5: Colo320 Cell Lysate

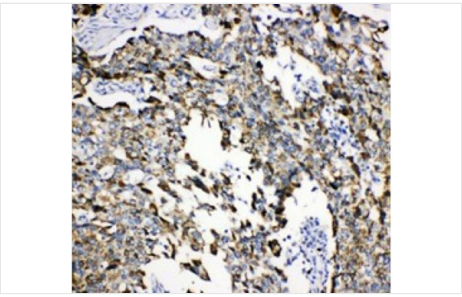

IHC (Immunohiostchemistry)
Immunohistochemistry of paraffin-embedded section of Human Lung Cancer Tissue

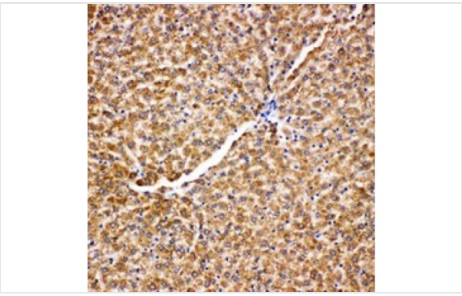

IHC (Immunohistochemistry)
Immunohistochemistry of paraffin-embedded section of Rat Liver Tissue

ADDITIONAL INFORMATION

Related Product Information for anti-HSPA9 antibody	The product encoded by this gene belongs to the heat shock protein 70 family which contains both heat-inducible and constitutively expressed members. The latter are called heat-shock cognate proteins. This gene encodes a heat-shock cognate protein. This protein plays a role in the control of cell proliferation. It may also act as a chaperone.
Product Categories/Family for anti-HSPA9 antibody	Protein Modification & Stress Response

NCBI AND UNIPROT INFORMATION

NCBI GI #	21040386
NCBI GeneID	3313
NCBI Official Full Name	HSPA9 protein, partial
NCBI Official Synonym Full Names	heat shock protein family A (Hsp70) member 9
NCBI Official Symbol	HSPA9
NCBI Official Synonym Symbols	CSA; MOT; MOT2; SAAN; CRP40; EVPLS; GRP75; PBP74; GRP-75; HSPA9B; SIDBA4; MTHSP75; HEL-S-124m
NCBI Protein Information	stress-70 protein, mitochondrial

For Research Use Only. Not for use in diagnostic or therapeutic procedures. Small volumes of product may become entrapped in the seal of the vial during shipment and storage; if necessary, briefly centrifuge the vial on a tabletop centrifuge to dislodge any liquid in the cap.

AAA Biotech | Tel: +1 (619) 604-9440 | Fax: +1 (619) 604-9441 | contact@aaabiotech.com
Online datasheet: https://www.aaabiotech.com/polyclonal/hspa9-antibody-immunohistochemistry-western-blot-elisa/225814