Rabbit PP2A-beta Polyclonal Antibody | anti-PP2A-beta antibody

PP2A-beta Antibody

CATALOG #	HOST	REACTIVITY	APPLICATIONS
AAA226419	**Rabbit**	**Human, Monkey, Mouse, Rat**	**Western Blot, Immunoprecipitation, Immunohistochemistry, ELISA**

PRODUCT SYNONYMS

PP2A-beta; Polyclonal Antibody; PP2A-beta Antibody; anti-PP2A-beta antibody

PRODUCT SPECIFICATIONS

Host	Rabbit
Reactivity	Human, Monkey, Mouse, Rat
Clonality	Polyclonal
Isotype	IgG
Purity/Purification	Affinity Purified. Immobilized antigen affinity chromatography
Concentration	0.5-1.5ug/ul in antibody stabilization buffer (varies by lot)
Applicable Applications for anti-PP2A-beta antibody	WB (Western Blot), IP (Immunoprecipitation), IHC (Immunohistochemistry), ELISA
Immunogen	Synthetic peptide taken within amino acid region 450-497 on human Serine/Threonine-Protein Phosphatase 2A 56 kDa regulatory Beta subunit.
Conjugation	Unconjugated
Preparation and Storage	Store at -20 degree C for long term storage

IMAGES

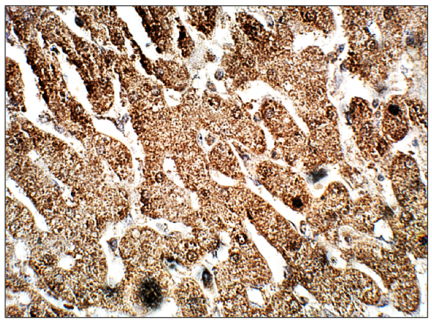

Baboon Liver- PP2A beta
Primary Antibody: 1:50 dilution in IHC blocking buffer.
DAB (Brown) staining and Hematoxylin QS (blue) counterstain.
40X magnification. FFPE section.

IHC (Immunohistochemisry)

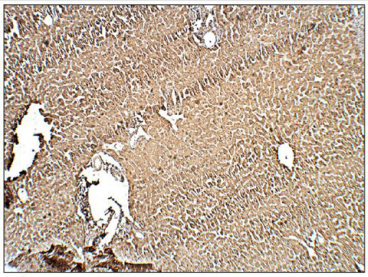

Baboon Liver- PP2A beta
Primary Antibody: 1:50 dilution in IHC blocking buffer.
DAB (Brown) staining and Hematoxylin QS (blue) counterstain.
5X magnification. FFPE section.

IHC (Immunohiostchemistry)

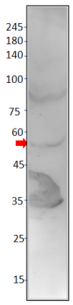

Western blot of PP2A-beta antibody with HEK293 cells.
Apparent MW is 57 kDa.
The additional band may be non-specific labeling or variant of PP2A beta subunit.
1:250 dilution in DilObuffer

WB (Western Blot)

ADDITIONAL INFORMATION

Related Product Information for anti-PP2A-beta antibody	Affinity Purified Serine/Threonine-Protein Phosphatase 2A 56 kDa regulatory Beta subunit Antibody

NCBI AND UNIPROT INFORMATION

NCBI GI #	5453952
NCBI GeneID	5526
NCBI Accession #	NP_006235.1
NCBI GenBank Nucleotide #	NM_006244.3
UniProt Accession #	Q15173; Q13853
Molecular Weight	57,393 Da
NCBI Official Full Name	serine/threonine-protein phosphatase 2A 56 kDa regulatory subunit beta isoform
NCBI Official Synonym Full Names	protein phosphatase 2, regulatory subunit B', beta
NCBI Official Symbol	PPP2R5B
NCBI Official Synonym Symbols	B56B; PR61B
NCBI Protein Information	serine/threonine-protein phosphatase 2A 56 kDa regulatory subunit beta isoform; PP2A B subunit isoform B'-beta; PP2A B subunit isoform R5-beta; PP2A B subunit isoform B56-beta; PP2A B subunit isoform PR61-beta; protein phosphatase 2, regulatory subunit B'
UniProt Protein Name	Serine/threonine-protein phosphatase 2A 56 kDa regulatory subunit beta isoform
UniProt Gene Name	**PPP2R5B**
UniProt Entry Name	2A5B_HUMAN

For Research Use Only. Not for use in diagnostic or therapeutic procedures. Small volumes of product may become entrapped in the seal of the vial during shipment and storage; if necessary, briefly centrifuge the vial on a tabletop centrifuge to dislodge any liquid in the cap.

AAA Biotech | Tel: +1 (619) 604-9440 | Fax: +1 (619) 604-9441 | contact@aaabiotech.com
Online datasheet: https://www.aaabiotech.com/polyclonal/pp2a-beta-antibody-western-blot-immunoprecipitation-immunohistochemistry-elisa/226419