Rabbit anti-Human O-phosphoseryl-tRNA (Sec) selenium transferase Polyclonal Antibody | anti-SEPSECS antibody

Rabbit anti-human O-phosphoseryl-tRNA(Sec) selenium transferase polyclonal Antibody

CATALOG #	HOST	REACTIVITY	APPLICATIONS
AAA229299	**Rabbit**	**Human**	**Immunohistochemistry, Western Blot, ELISA**

PRODUCT SYNONYMS

O-phosphoseryl-tRNA (Sec) selenium transferase; Polyclonal Antibody; Rabbit anti-human O-phosphoseryl-tRNA(Sec) selenium transferase polyclonal Antibody; Aldehyde dehydrogenase family 1 member A2; Retinaldehyde-specific dehydrogenase type 2; ALDH1A2; RALDH2; anti-SEPSECS antibody

PRODUCT SPECIFICATIONS

Host	Rabbit
Reactivity	Human
Clonality	Polyclonal
Isotype	IgG
Purity/Purification	Caprylic Acid Ammonium Sulfate Precipitation purified
Form/Format	Liquid
Sequence Length	501
Applicable Applications for anti-SEPSECS antibody	IHC (Immunohistochemistry), WB (Western Blot), ELISA
Immunogen	Recombinant human O-phosphoseryl-tRNA(Sec) selenium transferase protein
Conjugation	Non-conjugated
Storage Buffer	Preservative: 0.03% Proclin 300; Constituents: 50% Glycerol, 0.01M PBS, PH 7.4
Santa Cruz Alternative	Potential replacement for Santa Cruz Biotechnology antibody catalog# sc-131782 / sc-102105
Preparation and Storage	Shipped at 4 degree C. Upon delivery, aliquot and store at -20 degree C or -80 degree C.

IMAGES

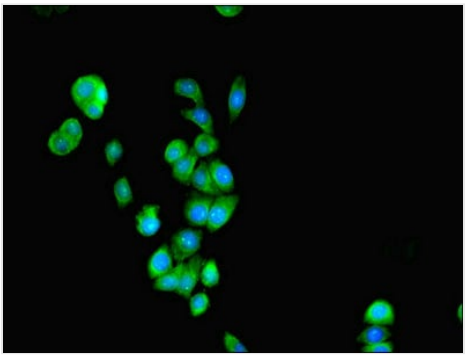

IHC (Immunohistochemisry)
Immunofluorescent analysis of PC3 cells using AAA229299 at a dilution of 1:100 and Alexa Fluor 488-congugated AffiniPure Goat Anti-Rabbit IgG(H+L

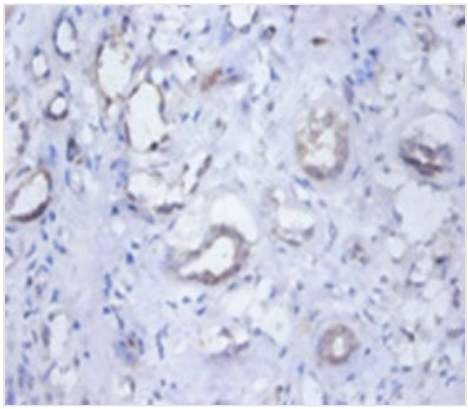

IHC (Immunohiostchemistry)
Immunohistochemistry of paraffin-embeded human kidney using AAA229299 at dilution of 1:100

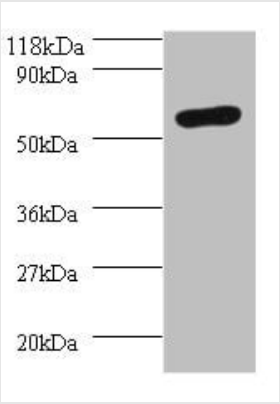

WB (Western Blot)
All lanes: O-phosphoseryl-tRNA(Sec) selenium transferase antibody at 2ug/ml+293T whole cell lysateSecondaryGoat polyclonal to Rabbit IgG at 1/10000 dilutionPredicted band size: 56,6 kDaObserved band size: 55 kDa

ADDITIONAL INFORMATION

Related Product Information for anti-SEPSECS antibody	Recognizes as substrates free retinal and cellular retinol-binding protein-bound retinal. Does metabolize octanal and decanal but does not metabolize citral, benzaldehyde, acetaldehyde and propanal efficiently
Product Categories/Family for anti-SEPSECS antibody	Metabolism

NCBI AND UNIPROT INFORMATION

NCBI GI #	267844904
NCBI GeneID	51091
NCBI Accession #	NP_058651.3
NCBI GenBank Nucleotide #	NM_016955.3
UniProt Accession #	Q9HD40; Q0D2P3; Q17RT1; Q9NXZ5; Q9UGM9; Q9Y353; A8K8W1
Molecular Weight	55,411 Da
NCBI Official Full Name	O-phosphoseryl-tRNA(Sec) selenium transferase
NCBI Official Synonym Full Names	Sep (O-phosphoserine) tRNA:Sec (selenocysteine) tRNA synthase
NCBI Official Symbol	SEPSECS
NCBI Official Synonym Symbols	LP; SLA; PCH2D; SLA/LP
NCBI Protein Information	O-phosphoseryl-tRNA(Sec) selenium transferase
UniProt Protein Name	O-phosphoseryl-tRNA(Sec) selenium transferase
UniProt Gene Name	**SEPSECS**
UniProt Synonym Gene Names	TRNP48; LP; Sec synthase; SepSecS; SLA
UniProt Entry Name	SPCS_HUMAN

For Research Use Only. Not for use in diagnostic or therapeutic procedures. Small volumes of product may become entrapped in the seal of the vial during shipment and storage; if necessary, briefly centrifuge the vial on a tabletop centrifuge to dislodge any liquid in the cap.

AAA Biotech | Tel: +1 (619) 604-9440 | Fax: +1 (619) 604-9441 | contact@aaabiotech.com
Online datasheet: https://www.aaabiotech.com/polyclonal/o-phosphoseryl-trna-sec-selenium-transferase-antibody-immunohistochemistry-western-blot-elisa/229299