Rabbit anti-Human Calreticulin Polyclonal Antibody | anti-CALR antibody

Rabbit anti-human Calreticulin polyclonal Antibody

CATALOG #	HOST	REACTIVITY	APPLICATIONS
AAA229534	**Rabbit**	**Human**	**Immunohistochemistry, Western Blot, ELISA**

PRODUCT SYNONYMS

Calreticulin; Polyclonal Antibody; Rabbit anti-human Calreticulin polyclonal Antibody; Calreticulin protein; CRT; Calreticulin ; CALR; CRTC; anti-CALR antibody

PRODUCT SPECIFICATIONS

Host	Rabbit
Reactivity	Human
Clonality	Polyclonal
Isotype	IgG
Purity/Purification	Caprylic Acid Ammonium Sulfate Precipitation purified
Form/Format	Liquid
Sequence Length	417
Applicable Applications for anti-CALR antibody	IHC (Immunohistochemistry), WB (Western Blot), ELISA
Immunogen	Recombinant human Calreticulin protein
Conjugation	Non-conjugated
Storage Buffer	Preservative: 0.03% Proclin 300; Constituents: 50% Glycerol, 0.01M PBS, PH 7.4
Santa Cruz Alternative	Potential replacement for Santa Cruz Biotechnology antibody catalog# sc-7431 / sc-6468 / sc-6467 / sc-11398
Preparation and Storage	Shipped at 4 degree C. Upon delivery, aliquot and store at -20 degree C or -80 degree C.

IMAGES

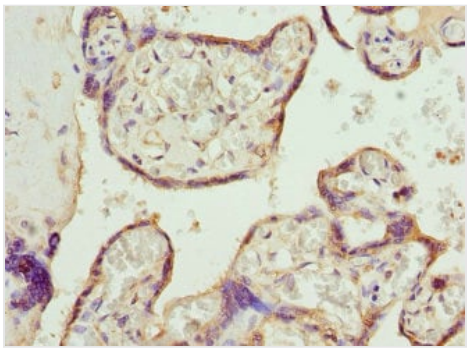

IHC (Immunohistochemisry)
Immunohistochemistry of paraffin-embedded human placenta tissue using AAA229534 at dilution 1:100

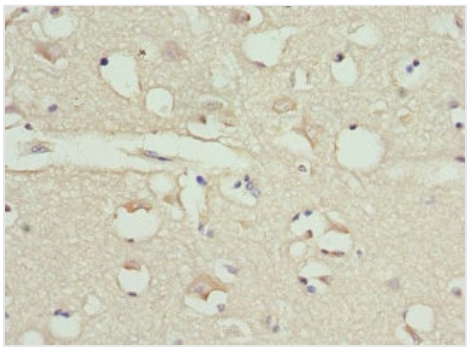

IHC (Immunohiostchemistry)
Immunohistochemistry of paraffin-embedded human brain tissue using AAA229534 at dilution 1:100



WB (Western Blot)
Western blotAll lanes: Calreticulin antibody at 2ug/mlLane 1:EC109 whole cell lysateLane 2:293T whole cell lysateSecondaryGoat polyclonal to rabbit at 1/10000 dilutionPredicted band size: 48kDaObserved band size: 48kDa

ADDITIONAL INFORMATION

Related Product Information for anti-CALR antibody	Calreticulin 3 is a calcium binding chaperone which promotes folding, oligomeric assembly and quality control in the ER via the calreticulin/calnexin cycle. This lectin may interact transiently with almost all of the monoglucosylated glycoproteins that are synthesized in the ER. Calreticulin is a multifunctional protein that acts as a major Ca(2+)-binding (storage) protein in the lumen of the endoplasmic reticulum. It is also found in the nucleus, suggesting that it may have a role in transcription regulation. Calreticulin binds to the synthetic peptide KLGFFKR, which is almost identical to an amino acid sequence in the DNA-binding domain of the superfamily of nuclear receptors. Calreticulin binds to antibodies in certain sera of systemic lupus and Sjogren patients which contain anti-Ro/SSA antibodies, it is highly conserved among species, and it is located in the endoplasmic and sarcoplasmic reticulum where it may bind calcium. The amino terminus of calreticulin interacts with the DNA-binding domain of the glucocorticoid receptor and prevents the receptor from binding to its specific glucocorticoid response element. Calreticulin can inhibit the binding of androgen receptor to its hormone-responsive DNA element and can inhibit androgen receptor and retinoic acid receptor transcriptional activities in vivo, as well as retinoic acid-induced neuronal differentiation. Thus, calreticulin can act as an important modulator of the regulation of gene transcription by nuclear hormone receptors. Systemic lupus erythematosus is associated with increased autoantibody titers against calreticulin but calreticulin is not a Ro/SS-A antigen. Earlier papers referred to calreticulin as an Ro/SS-A antigen but this was later disproven. Increased autoantibody titer against human calreticulin is found in infants with complete congenital heart block of both the IgG and IgM classes.
Product Categories/Family for anti-CALR antibody	Signal Transduction

NCBI AND UNIPROT INFORMATION

NCBI GI #	4757900
NCBI GeneID	811
NCBI Accession #	NP_004334.1
NCBI GenBank Nucleotide #	NM_004343.3
UniProt Accession #	P27797; Q6IAT4; Q9UDG2
Molecular Weight	48,142 Da
NCBI Official Full Name	calreticulin
NCBI Official Synonym Full Names	calreticulin
NCBI Official Symbol	CALR
NCBI Official Synonym Symbols	RO; CRT; SSA; cC1qR; HEL-S-99n

NCBI Protein Information	calreticulin
UniProt Protein Name	Calreticulin
UniProt Gene Name	**CALR**
UniProt Synonym Gene Names	CRTC; ERp60
UniProt Entry Name	CALR_HUMAN

For Research Use Only. Not for use in diagnostic or therapeutic procedures. Small volumes of product may become entrapped in the seal of the vial during shipment and storage; if necessary, briefly centrifuge the vial on a tabletop centrifuge to dislodge any liquid in the cap.

AAA Biotech | Tel: +1 (619) 604-9440 | Fax: +1 (619) 604-9441 | contact@aaabiotech.com
Online datasheet: https://www.aaabiotech.com/polyclonal/calreticulin-antibody-immunohistochemistry-western-blot-elisa/229534