Rabbit anti-Human Phospholipase D4 Polyclonal Antibody | anti-PLD4 antibody

Rabbit anti-human Phospholipase D4 polyclonal Antibody(PLD4)

CATALOG #	HOST	REACTIVITY	APPLICATIONS
AAA230037	**Rabbit**	**Human**	**Immunofluorescence, Immunohistochemistry, Western Blot, ELISA**

PRODUCT SYNONYMS

Phospholipase D4; Polyclonal Antibody; Rabbit anti-human Phospholipase D4 polyclonal Antibody(PLD4); PLD 4; Choline phosphatase 4; Phosphatidylcholine-hydrolyzing phospholipase D4; UNQ2488/PRO5775; C14orf175; PLD4; anti-PLD4 antibody

PRODUCT SPECIFICATIONS

Host	Rabbit
Reactivity	Human
Clonality	Polyclonal
Isotype	IgG
Purity/Purification	Caprylic Acid Ammonium Sulfate Precipitation purified
Form/Format	Liquid
Sequence Length	506
Applicable Applications for anti-PLD4 antibody	IF (Immunofluorescence), IHC (Immunohistochemistry), WB (Western Blot), ELISA
Immunogen	Recombinant human Phospholipase D4 protein (52-506AA)
Conjugation	Non-conjugated
Storage Buffer	Preservative: 0.03% Proclin 300; Constituents: 50% Glycerol, 0.01M PBS, PH 7.4
Preparation and Storage	Shipped at 4 degree C. Upon delivery, aliquot and store at -20 degree C or -80 degree C.

IMAGES

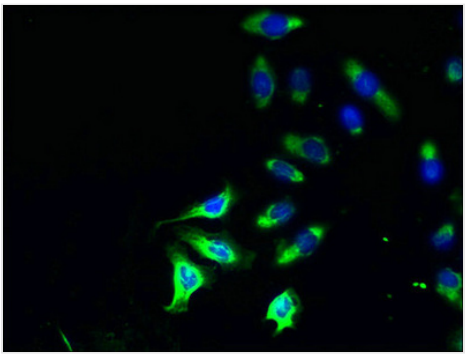

IHC (Immunohistochemisry)
Immunofluorescent analysis of A549 cells using AAA230037 at a dilution of 1:100 and Alexa Fluor 488-congugated AffiniPure Goat Anti-Rabbit IgG(H+L

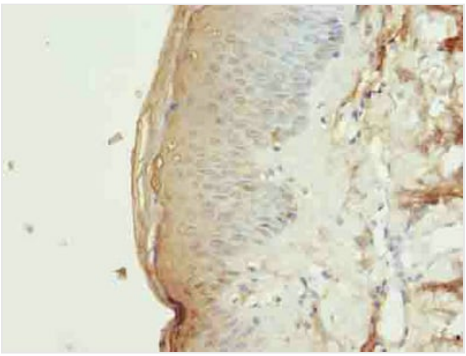

IHC (Immunohiostchemistry)
Immunohistochemistry of paraffin-embedded human skin tissue using AAA230037 at dilution of 1:100

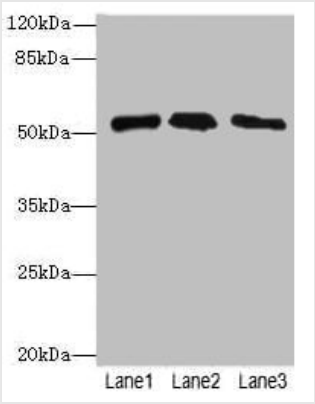

WB (Western Blot)
Western blotAll lanes: PLD4 antibody at 4ug/mlLane 1: K562 whole cell lysateLane 2: Thp-1 whole cell lysateLane 3: Human placenta tissueSecondaryGoat polyclonal to Rabbit IgG at 1/10000 dilutionPredicted band size: 56 kDaObserved band size: 56 kDa

NCBI AND UNIPROT INFORMATION

NCBI GI #	94681038
NCBI GeneID	122618
NCBI Accession #	NP_620145.2
NCBI GenBank Nucleotide #	NM_138790.3
UniProt Accession #	Q96BZ4; Q6UWD2
Molecular Weight	55,626 Da
NCBI Official Full Name	phospholipase D4 isoform 2
NCBI Official Synonym Full Names	phospholipase D family member 4
NCBI Official Symbol	PLD4
NCBI Official Synonym Symbols	C14orf175
NCBI Protein Information	phospholipase D4
UniProt Protein Name	Phospholipase D4
UniProt Gene Name	**PLD4**
UniProt Synonym Gene Names	C14orf175; PLD 4
UniProt Entry Name	PLD4_HUMAN

For Research Use Only. Not for use in diagnostic or therapeutic procedures. Small volumes of product may become entrapped in the seal of the vial during shipment and storage; if necessary, briefly centrifuge the vial on a tabletop centrifuge to dislodge any liquid in the cap.

AAA Biotech | Tel: +1 (619) 604-9440 | Fax: +1 (619) 604-9441 | contact@aaabiotech.com
Online datasheet: https://www.aaabiotech.com/polyclonal/phospholipase-d4-antibody-immunofluorescence-immunohistochemistry-western-blot-elisa/230037