Rabbit anti-Human Ras-related protein Rab-10 Polyclonal Antibody | anti-RAB10 antibody

Rabbit anti-human Ras-related protein Rab-10 polyclonal Antibody

CATALOG #	HOST	REACTIVITY	APPLICATIONS
AAA230067	**Rabbit**	**Human**	**Immunohistochemistry, ELISA**

PRODUCT SYNONYMS

Ras-related protein Rab-10; Polyclonal Antibody; Rabbit anti-human Ras-related protein Rab-10 polyclonal Antibody; RAB10;; anti-RAB10 antibody

PRODUCT SPECIFICATIONS

Host	Rabbit
Reactivity	Human
Clonality	Polyclonal
Isotype	IgG
Purity/Purification	Caprylic Acid Ammonium Sulfate Precipitation purified
Form/Format	Liquid
Sequence Length	200
Applicable Applications for anti-RAB10 antibody	IHC (Immunohistochemistry), ELISA
Immunogen	Recombinant human Ras-related protein Rab-10 protein
Conjugation	Non-conjugated
Storage Buffer	Preservative: 0.03% Proclin 300; Constituents: 50% Glycerol, 0.01M PBS, PH 7.4
Santa Cruz Alternative	Potential replacement for Santa Cruz Biotechnology antibody catalog# sc-26589 / sc-6564
Preparation and Storage	Shipped at 4 degree C. Upon delivery, aliquot and store at -20 degree C or -80 degree C.

IMAGES

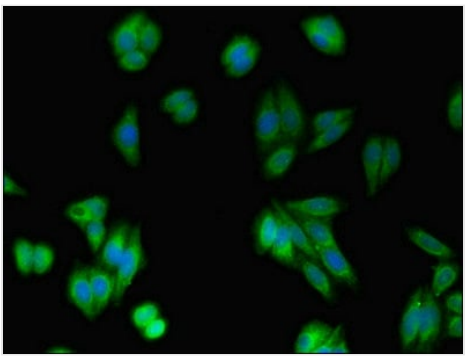

IF (Immunofluorescence)
Immunofluorescent analysis of HepG2 cells using AAA230067 at a dilution of 1:100 and Alexa Fluor 488-congugated AffiniPure Goat Anti-Rabbit IgG(H+L

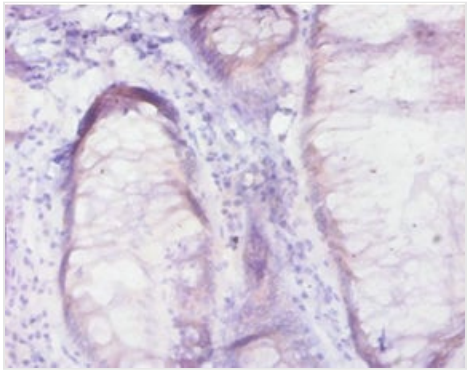

IHC (Immunohistochemisry)
Immunohistochemistry of paraffin-embedded human colon cancer using AAA230067 at dilution 1:20

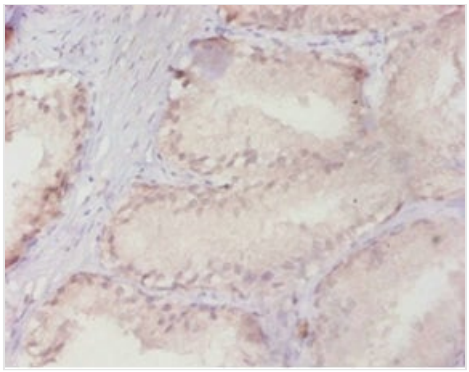

IHC (Immunohiostchemistry)
Immunohistochemistry of paraffin-embedded human prostate using AAA230067 at dilution 1:20

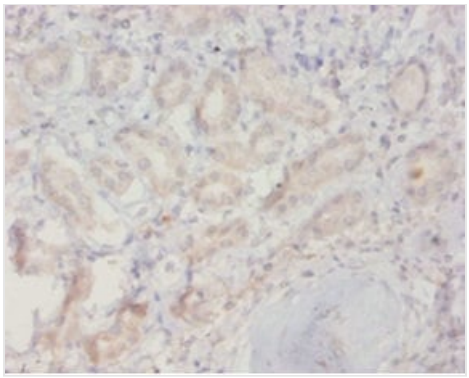

IHC (Immunohistochemistry)
Immunohistochemistry of paraffin-embedded human kidney using AAA230067 at dilution 1:20

ADDITIONAL INFORMATION

Related Product Information for anti-RAB10 antibody	The small GTPases Rab are key regulators of intracellular membrane trafficking, from the formation of transport vesicles to their fusion with membranes. Rabs cycle between an inactive GDP-bound form and an active GTP-bound form that is able to recruit to membranes different set of downstream effectors directly responsible for vesicle formation, movement, tethering and fusion.

NCBI AND UNIPROT INFORMATION

NCBI GI #	256222019
NCBI GeneID	10890
NCBI Accession #	NP_057215.3
NCBI GenBank Nucleotide #	NM_016131.4
UniProt Accession #	P61026; O88386; Q6IA52; Q9D7X6; Q9H0T3; D6W538
Molecular Weight	22,541 Da
NCBI Official Full Name	ras-related protein Rab-10
UniProt Protein Name	Ras-related protein Rab-10
UniProt Gene Name	**RAB10**
UniProt Entry Name	RAB10_HUMAN

For Research Use Only. Not for use in diagnostic or therapeutic procedures. Small volumes of product may become entrapped in the seal of the vial during shipment and storage; if necessary, briefly centrifuge the vial on a tabletop centrifuge to dislodge any liquid in the cap.

AAA Biotech | Tel: +1 (619) 604-9440 | Fax: +1 (619) 604-9441 | contact@aaabiotech.com
Online datasheet: https://www.aaabiotech.com/polyclonal/ras-related-protein-rab-10-antibody-immunohistochemistry-elisa/230067