Rabbit anti-Human LUZP2 Polyclonal Antibody | anti-LUZP2 antibody

LUZP2 Antibody

CATALOG #	HOST	REACTIVITY	APPLICATIONS
AAA230267	**Rabbit**	**Human**	**Immunofluorescence, Immunohistochemistry, Western Blot, ELISA**

PRODUCT SYNONYMS

LUZP2; Polyclonal Antibody; LUZP2 Antibody; Leucine zipper protein 2; UNQ2566/PRO6246; anti-LUZP2 antibody

PRODUCT SPECIFICATIONS

Host	Rabbit
Reactivity	Human
Clonality	Polyclonal
Isotype	IgG
Purity/Purification	>95%,Protein G purified
Form/Format	Liquid
Sequence Length	346
Applicable Applications for anti-LUZP2 antibody	IF (Immunofluorescence), IHC (Immunohistochemistry), WB (Western Blot), ELISA
Immunogen	Recombinant human Leucine zipper protein 2 protein
Conjugation	Non-conjugated
Storage Buffer	Preservative: 0.03% Proclin 300 Constituents: 50% Glycerol, 0.01M PBS, PH 7.4
Preparation and Storage	Shipped at 4 degree C. Upon delivery, aliquot and store at -20 degree C or -80 degree C.

IMAGES

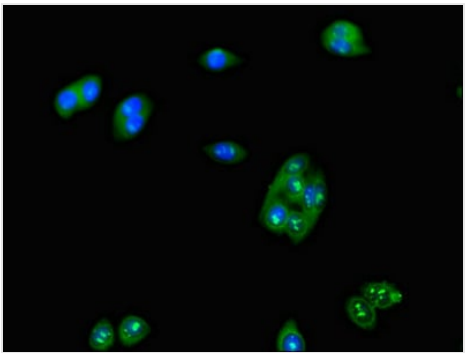

IHC (Immunohistochemisry)
Immunofluorescent analysis of HepG2 cells using AAA230267 at a dilution of 1:100 and Alexa Fluor 488-congugated AffiniPure Goat Anti-Rabbit IgG(H+L

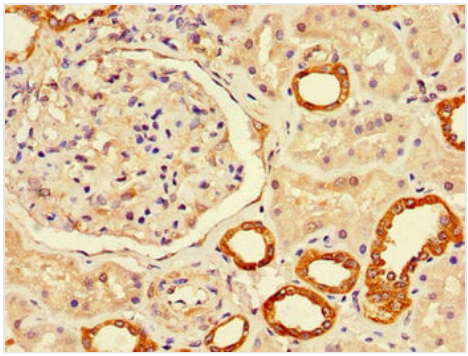

IHC (Immunohiostchemistry)
Immunohistochemistry of paraffin-embedded human kidney tissue using AAA230267 at dilution of 1:100

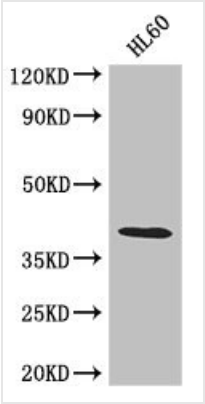

WB (Western Blot)
Western BlotPositive WB detected in:HL6 whole cell lysateAll lanes: LUZP2 antibody at 2.6ug/mlSecondaryGoat polyclonal to rabbit IgG at 1/50000 dilutionPredicted band size: 39,19,16,29 kDaObserved band size: 39 kDa

NCBI AND UNIPROT INFORMATION

NCBI GI #	62821790
NCBI GeneID	338645
NCBI Accession #	NP_001009909.2
NCBI GenBank Nucleotide #	NM_001009909.3
UniProt Accession #	Q86TE4; Q6UXE7; Q6ZS65; A2RUB8; E9PN53
Molecular Weight	28,921 Da
NCBI Official Full Name	leucine zipper protein 2 isoform 1
NCBI Official Synonym Full Names	leucine zipper protein 2
NCBI Official Symbol	LUZP2
NCBI Official Synonym Symbols	PRO6246; KFSP2566
NCBI Protein Information	leucine zipper protein 2
UniProt Protein Name	Leucine zipper protein 2
UniProt Gene Name	**LUZP2**
UniProt Entry Name	LUZP2_HUMAN

For Research Use Only. Not for use in diagnostic or therapeutic procedures. Small volumes of product may become entrapped in the seal of the vial during shipment and storage; if necessary, briefly centrifuge the vial on a tabletop centrifuge to dislodge any liquid in the cap.

AAA Biotech | Tel: +1 (619) 604-9440 | Fax: +1 (619) 604-9441 | contact@aaabiotech.com
Online datasheet: https://www.aaabiotech.com/polyclonal/luzp2-antibody-immunofluorescence-immunohistochemistry-western-blot-elisa/230267