Rabbit anti-Human PRG2 Polyclonal Antibody | anti-PRG2 antibody

PRG2 Antibody

CATALOG #	HOST	REACTIVITY	APPLICATIONS
AAA230868	**Rabbit**	**Human**	**Immunofluorescence, Immunohistochemistry, Western Blot, ELISA**

PRODUCT SYNONYMS

PRG2; Polyclonal Antibody; PRG2 Antibody; Bone marrow proteoglycan; BMPG; Proteoglycan 2; Eosinophil granule major basic protein; EMBP; MBP; anti-PRG2 antibody

PRODUCT SPECIFICATIONS

Host	Rabbit
Reactivity	Human
Clonality	Polyclonal
Isotype	IgG
Purity/Purification	>95%, Protein G purified
Form/Format	Liquid
Sequence Length	211
Applicable Applications for anti-PRG2 antibody	IF (Immunofluorescence), IHC (Immunohistochemistry), WB (Western Blot), ELISA
Species	Human
Immunogen	Recombinant human Bone marrow proteoglycan protein (106-222AA)
Conjugate	Non-conjugated
Buffer	Preservative: 0.03% Proclin 300 Constituents: 50% Glycerol, 0.01M PBS, PH 7.4
Santa Cruz Alternative	Potential replacement for Santa Cruz Biotechnology antibody catalog# sc-33938 / sc-34012 / sc-33556
Preparation and Storage	Shipped at 4 degree C. Upon delivery aliquot and store at -20 degree C or -80 degree C. Avoid repeated freeze.

IMAGES

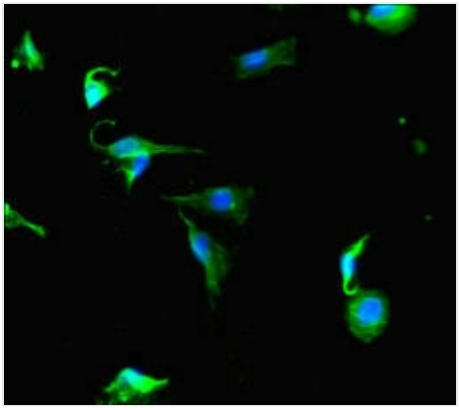

IHC (Immunohistochemisry)
Immunofluorescent analysis of U251 cells using AAA230868 at a dilution of 1:100 and Alexa Fluor 488-congugated AffiniPure Goat Anti-Rabbit IgG(H+L

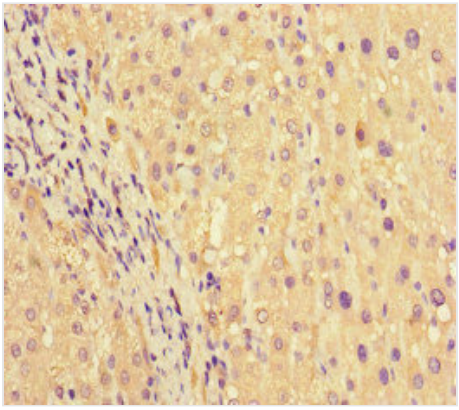

IHC (Immunohiostchemistry)
Immunohistochemistry of paraffin-embedded human liver cancer using AAA230868 at dilution of 1:100

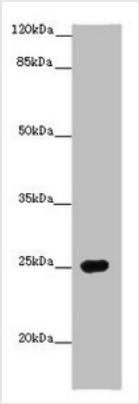

WB (Western Blot)
Western blotAll lanes: PRG2 antibody at 14 ug/ml+ Human placenta tissueSecondaryGoat polyclonal to rabbit IgG at 1/10000 dilutionPredicted band size: 26,24 kDaObserved band size: 25 kDa

ADDITIONAL INFORMATION

Related Product Information for anti-PRG2 antibody	Cytotoxin and helminthotoxin. Also induces non-cytolytic histamine release from human basophils. Involved in antiparasitic defense mechanisms and immune hypersensitivity reactions. The proform acts as a proteinase inhibitor, reducing the activity of PAPPA.

NCBI AND UNIPROT INFORMATION

NCBI GI #	342837699
NCBI GeneID	5553
NCBI Accession #	NP_001230174.1
NCBI GenBank Nucleotide #	NM_001243245.2
UniProt Accession #	P13727; P81448; Q14227; Q6ICT2; A6XMW0; B2R5I1
Molecular Weight	23,901 Da
NCBI Official Full Name	bone marrow proteoglycan isoform 2 preproprotein
NCBI Official Synonym Full Names	proteoglycan 2, pro eosinophil major basic protein
NCBI Official Symbol	PRG2

NCBI Official Synonym Symbols	MBP; BMPG; MBP1; proMBP
NCBI Protein Information	bone marrow proteoglycan
UniProt Protein Name	Bone marrow proteoglycan
UniProt Gene Name	**PRG2**
UniProt Synonym Gene Names	MBP; BMPG; EMBP; MBP
UniProt Entry Name	PRG2_HUMAN

For Research Use Only. Not for use in diagnostic or therapeutic procedures. Small volumes of product may become entrapped in the seal of the vial during shipment and storage; if necessary, briefly centrifuge the vial on a tabletop centrifuge to dislodge any liquid in the cap.

AAA Biotech | Tel: +1 (619) 604-9440 | Fax: +1 (619) 604-9441 | contact@aaabiotech.com
Online datasheet: https://www.aaabiotech.com/polyclonal/prg2-antibody-immunofluorescence-immunohistochemistry-western-blot-elisa/230868