Rabbit anti-Human, Mouse TMED10 Polyclonal Antibody | anti-TMED10 antibody

TMED10 Antibody

CATALOG #	HOST	REACTIVITY	APPLICATIONS
AAA231395	**Rabbit**	**Human, Mouse**	**Immunohistochemistry, Western Blot, ELISA**

PRODUCT SYNONYMS

TMED10; Polyclonal Antibody; TMED10 Antibody; Transmembrane emp24 domain-containing protein 10; 21 kDa transmembrane-trafficking protein; S31III125; S31I125; Tmp-21-I; Transmembrane protein Tmp21; p23; p24 family protein delta-1; p24delta1; p24delta; TMP21; anti-TMED10 antibody

PRODUCT SPECIFICATIONS

Host	Rabbit
Reactivity	Human, Mouse
Clonality	Polyclonal
Isotype	IgG
Purity/Purification	Antigen Affinity Purified
Form/Format	Liquid
Sequence Length	219
Applicable Applications for anti-TMED10 antibody	IHC (Immunohistochemistry), WB (Western Blot), ELISA
Species	Human
Immunogen	Recombinant human Transmembrane emp24 domain-containing protein 10 protein (35-190AA)
Conjugate	Non-conjugated
Buffer	PBS with 0.02% sodium azide, 50% glycerol, pH7.3.
Santa Cruz Alternative	Potential replacement for Santa Cruz Biotechnology antibody catalog# sc-68398
Preparation and Storage	Shipped at 4 degree C. Upon delivery aliquot and store at -20 degree C or -80 degree C. Avoid repeated freeze.

IMAGES

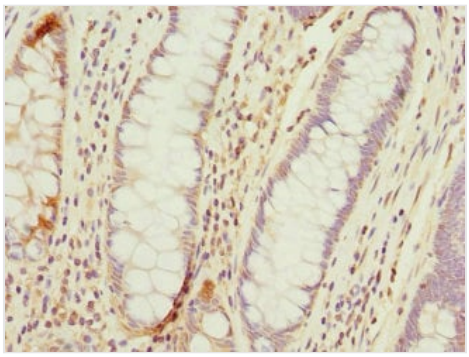

IHC (Immunohistochemisry)
Immunohistochemistry of paraffin-embedded human colon cancer using AAA231395 at dilution 1:100

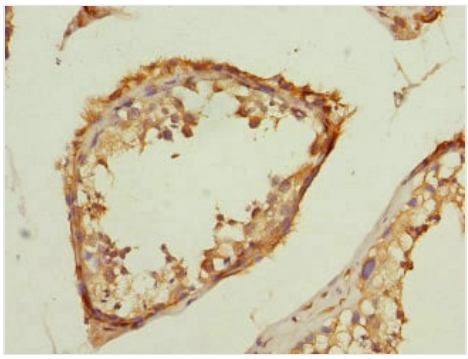

IHC (Immunohiostchemistry)
Immunohistochemistry of paraffin-embedded human testis tissue using AAA231395 at dilution 1:100

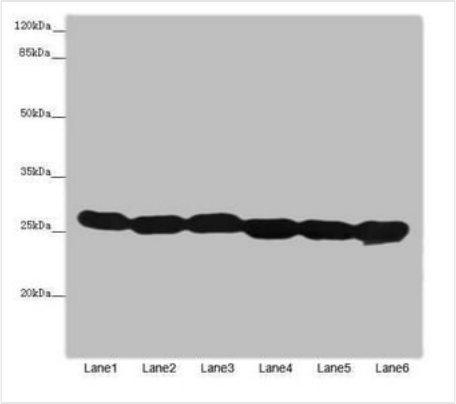

WB (Western Blot)
Western blotAll lanes: TMED10antibody at 4.88ug/mlLane 1 : Hela whole cell lysateLane 2 : Mouse liver tissueLane 3 : Mouse lung tissueLane 4 : 293T whole cell lysateLane 5 : NIH/3T3 whole cell lysateLane 6 : U87 whole cell lysateSecondaryGoat polyclonal to Rabbit IgG at 1/10000 dilutionPredicted band size: 25 kDaObserved band size: 25 kDa

ADDITIONAL INFORMATION

Related Product Information for anti-TMED10 antibody	Involved in vesicular protein trafficking. Mainly functions in the early secretory pathway. Thought to act as cargo receptor at the lumenal side for incorporation of secretory cargo molecules into transport vesicles and to be involved in vesicle coat formation at the cytoplasmic side. In COPII vesicle-mediated anterograde transport involved in the transport of GPI-anchored proteins and proposed to act together with TMED2 as their cargo receptor; the function specifically implies SEC24C and SEC24D of the COPII vesicle coat and lipid raft-like microdomains of the ER. Recognizes GPI anchors structural remodeled in the ER by PGAP1 and MPPE1 (By similarity). In COPI vesicle-mediated retrograde transport involved in the biogenesis of COPI vesicles and vesicle coat recruitment. On Golgi membranes, acts as primary receptor for ARF1-GDP which is involved in COPI-vesicle formation. Increases coatomer-dependent GTPase-activating activity of ARFGAP2. Involved in trafficking of G protein-coupled receptors (GPCRs). Regulates F2LR1, OPRM1 and P2RY4 exocytic trafficking from the Golgi to the plasma membrane thus contributing to receptor resensitization. Involved in trafficking of amyloid beta A4 protein and soluble APP-beta release (independent of modulation of gamma-secretase activity). As part of the presenilin-dependent gamma-secretase complex regulates gamma-cleavages of the amyloid beta A4 protein to yield amyloid-beta 40 (Abeta40). Involved in organization of the Golgi apparatus.

NCBI AND UNIPROT INFORMATION

NCBI GI #	98986464
NCBI GeneID	10972
NCBI Accession #	NP_006818.3
NCBI GenBank Nucleotide #	NM_006827.5
UniProt Accession #	P49755; Q15602; Q16536; Q86TC2; Q86TS5; B2R605
Molecular Weight	24,976 Da
NCBI Official Full Name	transmembrane emp24 domain-containing protein 10
NCBI Official Synonym Full Names	transmembrane p24 trafficking protein 10
NCBI Official Symbol	TMED10
NCBI Official Synonym Symbols	p23; TMP21; p24d1; S31I125; Tmp-21-I; S31III125; P24(DELTA)
NCBI Protein Information	transmembrane emp24 domain-containing protein 10
UniProt Protein Name	Transmembrane emp24 domain-containing protein 10
UniProt Gene Name	**TMED10**
UniProt Synonym Gene Names	TMP21; S31I125; p24delta1

UniProt Entry Name	TMEDA_HUMAN

For Research Use Only. Not for use in diagnostic or therapeutic procedures. Small volumes of product may become entrapped in the seal of the vial during shipment and storage; if necessary, briefly centrifuge the vial on a tabletop centrifuge to dislodge any liquid in the cap.

AAA Biotech | Tel: +1 (619) 604-9440 | Fax: +1 (619) 604-9441 | contact@aaabiotech.com
Online datasheet: https://www.aaabiotech.com/polyclonal/tmed10-antibody-immunohistochemistry-western-blot-elisa/231395