Rabbit anti-Human CHRNE Polyclonal Antibody | anti-CHRNE antibody

CHRNE Antibody

CATALOG #	HOST	REACTIVITY	APPLICATIONS
AAA231727	**Rabbit**	**Human**	**Immunohistochemistry, Western Blot, ELISA**

PRODUCT SYNONYMS

CHRNE; Polyclonal Antibody; CHRNE Antibody; Acetylcholine receptor subunit epsilon; ACHRE; anti-CHRNE antibody

PRODUCT SPECIFICATIONS

Host	Rabbit
Reactivity	Human
Clonality	Polyclonal
Isotype	IgG
Purity/Purification	Antigen Affinity Purified
Form/Format	Liquid
Sequence Length	493
Applicable Applications for anti-CHRNE antibody	IHC (Immunohistochemistry), WB (Western Blot), ELISA
Species	Human
Immunogen	Recombinant human Acetylcholine receptor subunit epsilon protein (21-239AA)
Conjugate	Non-conjugated
Buffer	PBS with 0.02% sodium azide, 50% glycerol, pH7.3.
Santa Cruz Alternative	Potential replacement for Santa Cruz Biotechnology antibody catalog# sc-1454 / sc-1455 / sc-13999
Preparation and Storage	Shipped at 4 degree C. Upon delivery aliquot and store at -20 degree C or -80 degree C. Avoid repeated freeze.

IMAGES

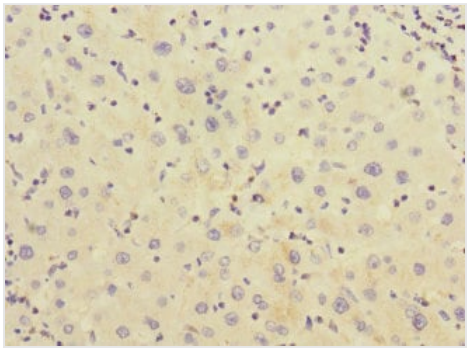

IHC (Immunohistochemisry)
Immunohistochemistry of paraffin-embedded human liver cancer AAA231727 at dilution 1:100

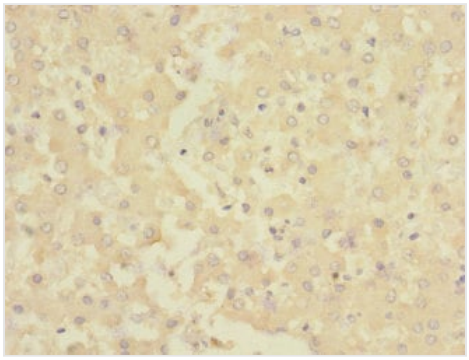

IHC (Immunohiostchemistry)
Immunohistochemistry of paraffin-embedded human liver tissue AAA231727 at dilution 1:100



WB (Western Blot)
Western blotAll lanes: CHRNE antibody at 1.87ug/mlLane 1: A549 whole cell lysateLane 2: Jurkat whole cell lysateLane 3: Hela whole cell lysateLane 4: HepG-2 whole cell lysateSecondaryGoat polyclonal to rabbit IgG at 1/10000 dilutionPredicted band size: 55 kDaObserved band size: 55 kDa

ADDITIONAL INFORMATION

Related Product Information for anti-CHRNE antibody	After binding acetylcholine, the AChR responds by an extensive change in conformation that affects all subunits and leads to opening of an ion-conducting channel across the plasma membrane.

NCBI AND UNIPROT INFORMATION

NCBI GI #	4557463
NCBI GeneID	1145
NCBI Accession #	NP_000071.1
NCBI GenBank Nucleotide #	NM_000080.3
UniProt Accession #	Q04844; D3DTK6
Molecular Weight	54,697 Da
NCBI Official Full Name	acetylcholine receptor subunit epsilon
NCBI Official Synonym Full Names	cholinergic receptor nicotinic epsilon subunit
NCBI Official Symbol	CHRNE
NCBI Official Synonym Symbols	ACHRE; CMS1D; CMS1E; CMS2A; CMS4A; CMS4B; CMS4C; FCCMS; SCCMS
NCBI Protein Information	acetylcholine receptor subunit epsilon
UniProt Protein Name	Acetylcholine receptor subunit epsilon
UniProt Gene Name	**CHRNE**
UniProt Synonym Gene Names	ACHRE
UniProt Entry Name	ACHE_HUMAN

For Research Use Only. Not for use in diagnostic or therapeutic procedures. Small volumes of product may become entrapped in the seal of the vial during shipment and storage; if necessary, briefly centrifuge the vial on a tabletop centrifuge to dislodge any liquid in the cap.

AAA Biotech | Tel: +1 (619) 604-9440 | Fax: +1 (619) 604-9441 | contact@aaabiotech.com
Online datasheet: https://www.aaabiotech.com/polyclonal/chrne-antibody-immunohistochemistry-western-blot-elisa/231727