Rabbit anti-Human CDS1 Polyclonal Antibody | anti-CDS1 antibody

CDS1 Antibody

CATALOG #	HOST	REACTIVITY	APPLICATIONS
AAA231803	**Rabbit**	**Human**	**Immunofluorescence, Immunohistochemistry, ELISA**

PRODUCT SYNONYMS

CDS1; Polyclonal Antibody; CDS1 Antibody; Phosphatidate cytidylyltransferase 1; CDP-DAG synthase 1; CDP-DG synthase 1; CDP-diacylglycerol synthase 1; CDS 1; CDP-diglyceride pyrophosphorylase 1; CDP-di; CDS; anti-CDS1 antibody

PRODUCT SPECIFICATIONS

Host	Rabbit
Reactivity	Human
Clonality	Polyclonal
Isotype	IgG
Purity/Purification	>95%, Protein G purified
Form/Format	Liquid
Sequence Length	461
Applicable Applications for anti-CDS1 antibody	IF (Immunofluorescence), IHC (Immunohistochemistry), ELISA
Species	Human
Immunogen	Recombinant human Phosphatidate cytidylyltransferase 1 protein
Conjugate	Non-conjugated
Buffer	Preservative: 0.03% Proclin 300 Constituents: 50% Glycerol, 0.01M PBS, PH 7.4
Preparation and Storage	Shipped at 4 degree C. Upon delivery aliquot and store at -20 degree C or -80 degree C. Avoid repeated freeze.

IMAGES

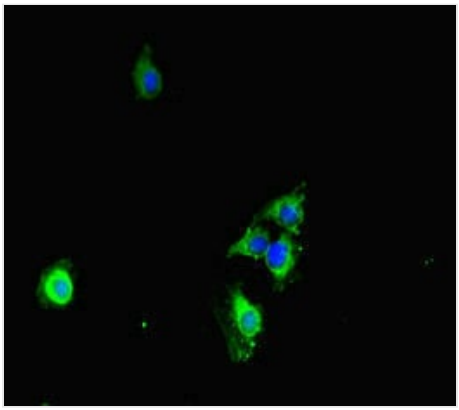

IHC (Immunohistochemisry)
Immunofluorescent analysis of HeLa cells using AAA231803 at a dilution of 1:100 and Alexa Fluor 488-congugated AffiniPure Goat Anti-Rabbit IgG(H+L

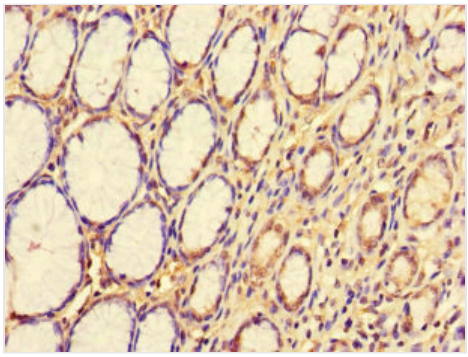

IHC (Immunohiostchemistry)
Immunohistochemistry of paraffin-embedded human stomach tissue using AAA231803 at dilution of 1:100

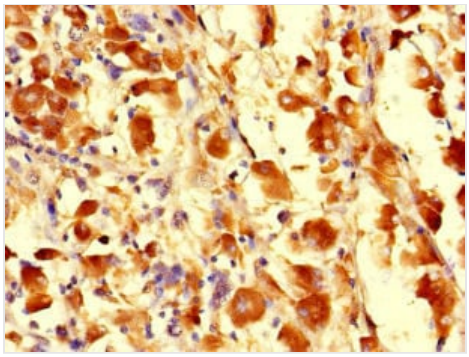

IHC (Immunohistochemistry)
Immunohistochemistry of paraffin-embedded human melanoma cancer using AAA231803 at dilution of 1:100

ADDITIONAL INFORMATION

Related Product Information for anti-CDS1 antibody	Provides CDP-diacylglycerol, an important precursor for the synthesis of phosphatidylinositol (PtdIns), phosphatidylglycerol, and cardiolipin. Overexpression may amplify cellular signaling responses from cytokines. May also play an important role in the signal transduction mechanism of retina and neural cells.

NCBI AND UNIPROT INFORMATION

NCBI GI #	22035624
NCBI GeneID	1040
NCBI Accession #	NP_001254.2
NCBI GenBank Nucleotide #	NM_001263.3
UniProt Accession #	Q92903; O00163; B2RAL5
Molecular Weight	53,304 Da
NCBI Official Full Name	phosphatidate cytidylyltransferase 1
NCBI Official Synonym Full Names	CDP-diacylglycerol synthase 1
NCBI Official Symbol	CDS1
NCBI Official Synonym Symbols	CDS
NCBI Protein Information	phosphatidate cytidylyltransferase 1
UniProt Protein Name	Phosphatidate cytidylyltransferase 1
UniProt Gene Name	**CDS1**
UniProt Synonym Gene Names	CDS; CDS 1
UniProt Entry Name	CDS1_HUMAN

For Research Use Only. Not for use in diagnostic or therapeutic procedures. Small volumes of product may become entrapped in the seal of the vial during shipment and storage; if necessary, briefly centrifuge the vial on a tabletop centrifuge to dislodge any liquid in the cap.

AAA Biotech | Tel: +1 (619) 604-9440 | Fax: +1 (619) 604-9441 | contact@aaabiotech.com
Online datasheet: https://www.aaabiotech.com/polyclonal/cds1-antibody-immunofluorescence-immunohistochemistry-elisa/231803