Rabbit anti-Human, Mouse SUPT20H Polyclonal Antibody | anti-SUPT20H antibody

SUPT20H Antibody

CATALOG #	HOST	REACTIVITY	APPLICATIONS
AAA232088	**Rabbit**	**Human, Mouse**	**Immunohistochemistry, Western Blot, ELISA**

PRODUCT SYNONYMS

SUPT20H; Polyclonal Antibody; SUPT20H Antibody; Transcription factor SPT20 homolog; p38-interacting protein; p38IP; C13orf19; FAM48A; FP757; anti-SUPT20H antibody

PRODUCT SPECIFICATIONS

Host	Rabbit
Reactivity	Human, Mouse
Clonality	Polyclonal
Isotype	IgG
Purity/Purification	Antigen Affinity Purified
Form/Format	Liquid
Sequence Length	779
Applicable Applications for anti-SUPT20H antibody	IHC (Immunohistochemistry), WB (Western Blot), ELISA
Species	Human
Immunogen	Recombinant human Transcription factor SPT20 homolog protein (C-200AA)
Conjugate	Non-conjugated
Buffer	PBS with 0.02% sodium azide, 50% glycerol, pH7.3.
Santa Cruz Alternative	Potential replacement for Santa Cruz Biotechnology antibody catalog# sc-292222 / sc-84118 / sc-84119
Preparation and Storage	Shipped at 4 degree C. Upon delivery aliquot and store at -20 degree C or -80 degree C. Avoid repeated freeze.

IMAGES

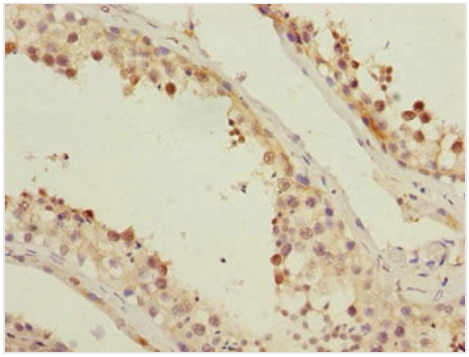

IHC (Immunohistochemisry)
Immunohistochemistry of paraffin-embedded human testis tissue using AAA232088 at dilution 1:100

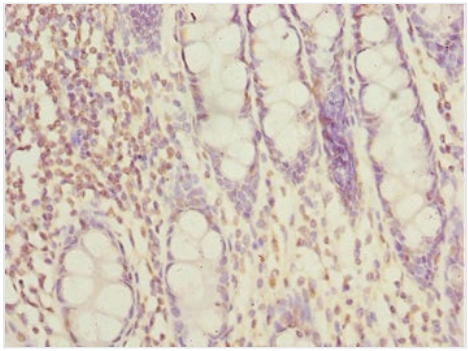

IHC (Immunohiostchemistry)
Immunohistochemistry of paraffin-embedded human rectal cancer using AAA232088 at dilution 1:100

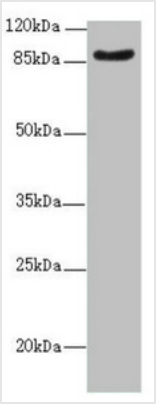

WB (Western Blot)
Western blotAll lanes: SUPT20H antibody at 2.07ug/ml+Mouse kidney tissueGoat polyclonal to rabbit at 1/10000 dilutionPredicted band size: 86,81,89 kDaObserved band size: 86 kDa

ADDITIONAL INFORMATION

Related Product Information for anti-SUPT20H antibody	Required for MAP kinase p38 (MAPK11, MAPK12, MAPK13 and/or MAPK14) activation during gastrulation. Required for down-regulation of E-cadherin during gastrulation by regulating E-cadherin protein level downstream from NCK-interacting kinase (NIK) and independently of the regulation of transcription by FGF signaling and Snail (By similarity). Required for starvation-induced ATG9A trafficking during autophagy.

NCBI AND UNIPROT INFORMATION

NCBI GI #	98961135
NCBI GeneID	55578
NCBI Accession #	NP_001014308.2
NCBI GenBank Nucleotide #	NM_001014286.2
UniProt Accession #	Q8NEM7; Q71RF3; Q9Y6A6; E7ER46
Molecular Weight	88,041 Da
NCBI Official Full Name	transcription factor SPT20 homolog isoform a
NCBI Official Synonym Full Names	SPT20 homolog, SAGA complex component
NCBI Official Symbol	SUPT20H
NCBI Official Synonym Symbols	C13; FP757; P38IP; SPT20; FAM48A; C13orf19
NCBI Protein Information	transcription factor SPT20 homolog
UniProt Protein Name	Transcription factor SPT20 homolog
UniProt Gene Name	**SUPT20H**
UniProt Synonym Gene Names	C13orf19; FAM48A; p38IP
UniProt Entry Name	SP20H_HUMAN

For Research Use Only. Not for use in diagnostic or therapeutic procedures. Small volumes of product may become entrapped in the seal of the vial during shipment and storage; if necessary, briefly centrifuge the vial on a tabletop centrifuge to dislodge any liquid in the cap.

AAA Biotech | Tel: +1 (619) 604-9440 | Fax: +1 (619) 604-9441 | contact@aaabiotech.com
Online datasheet: https://www.aaabiotech.com/polyclonal/supt20h-antibody-immunohistochemistry-western-blot-elisa/232088