Rabbit anti-Human, Mouse ADORA2B Polyclonal Antibody | anti-ADORA2B antibody

ADORA2B Antibody

CATALOG #	HOST	REACTIVITY	APPLICATIONS
AAA232380	**Rabbit**	**Human, Mouse**	**Immunofluorescence, Immunohistochemistry, Western Blot, ELISA**

PRODUCT SYNONYMS

ADORA2B; Polyclonal Antibody; ADORA2B Antibody; Adenosine receptor A2b; anti-ADORA2B antibody

PRODUCT SPECIFICATIONS

Host	Rabbit
Reactivity	Human, Mouse
Clonality	Polyclonal
Isotype	IgG
Purity/Purification	>95%, Protein G purified
Form/Format	Liquid
Sequence Length	332
Applicable Applications for anti-ADORA2B antibody	IF (Immunofluorescence), IHC (Immunohistochemistry), WB (Western Blot), ELISA
Immunogen	Recombinant Human Adenosine receptor A2b protein (292-332AA)
Preservative	0.03% Proclin 300
Constituents	50% Glycerol, 0.01M PBS, PH 7.4
Conjugation	Non-conjugated
Santa Cruz Alternative	Potential replacement for Santa Cruz Biotechnology antibody catalog# sc-28996 / sc-7505 / sc-7506 / sc-7507
Preparation and Storage	Shipped at 4 degree C. Upon delivery aliquot and store at -20 degree C or -80 degree C. Avoid repeated freeze.

IMAGES

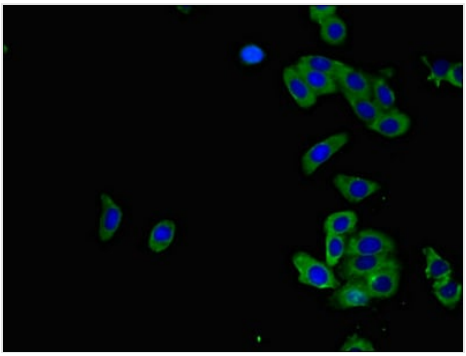

IF (Immunofluorescence)
Immunofluorescent analysis of HepG2 cells using AAA232380 at a dilution of 1:100 and Alexa Fluor 488-congugated AffiniPure Goat Anti-Rabbit IgG(H+L

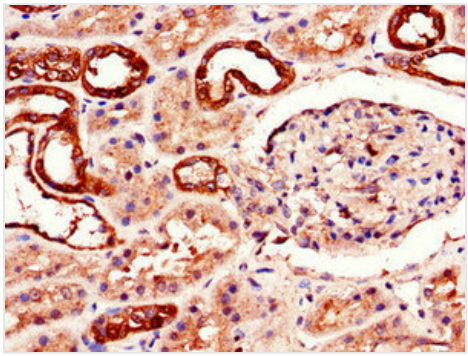

IHC (Immunohistochemisry)
Immunohistochemistry of paraffin-embedded human kidney tissue using AAA232380 at dilution of 1:100

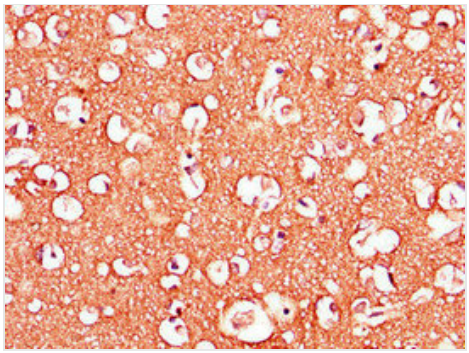

IHC (Immunohiostchemistry)
Immunohistochemistry of paraffin-embedded human brain tissue using AAA232380 at dilution of 1:100

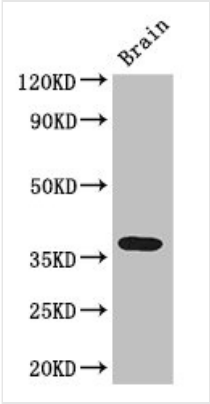

WB (Western Blot)
Western BlotPositive WB detected in:Mouse brain tissueAll lanes: ADORA2B antibody at 3ug/mlSecondaryGoat polyclonal to rabbit IgG at 1/50000 dilutionPredicted band size: 37 kDaObserved band size: 37 kDa

ADDITIONAL INFORMATION

Related Product Information for anti-ADORA2B antibody	Receptor for adenosine. The activity of this receptor is mediated by G proteins which activate adenylyl cyclase.

NCBI AND UNIPROT INFORMATION

NCBI GI #	4501951
NCBI GeneID	136
NCBI Accession #	NP_000667.1
NCBI GenBank Nucleotide #	NM_000676.2
UniProt Accession #	P29275
Molecular Weight	36,333 Da
NCBI Official Full Name	adenosine receptor A2b
NCBI Official Synonym Full Names	adenosine A2b receptor
NCBI Official Symbol	ADORA2B
NCBI Official Synonym Symbols	ADORA2
NCBI Protein Information	adenosine receptor A2b
UniProt Protein Name	Adenosine receptor A2b
UniProt Gene Name	**ADORA2B**
UniProt Entry Name	AA2BR_HUMAN

For Research Use Only. Not for use in diagnostic or therapeutic procedures. Small volumes of product may become entrapped in the seal of the vial during shipment and storage; if necessary, briefly centrifuge the vial on a tabletop centrifuge to dislodge any liquid in the cap.

AAA Biotech | Tel: +1 (619) 604-9440 | Fax: +1 (619) 604-9441 | contact@aaabiotech.com
Online datasheet: https://www.aaabiotech.com/polyclonal/adora2b-antibody-immunofluorescence-immunohistochemistry-western-blot-elisa/232380