Rabbit anti-Human, Mouse ADRM1 Polyclonal Antibody | anti-ADRM1 antibody

ADRM1 Antibody

CATALOG #	HOST	REACTIVITY	APPLICATIONS
AAA232382	**Rabbit**	**Human, Mouse**	**Immunofluorescence, Immunohistochemistry, Western Blot, ELISA**

PRODUCT SYNONYMS

ADRM1; Polyclonal Antibody; ADRM1 Antibody; Proteasomal ubiquitin receptor ADRM1; 110 kDa cell membrane glycoprotein; Gp110; Adhesion-regulating molecule 1; ARM-1; Proteasome regulatory particle non-AT; GP110; anti-ADRM1 antibody

PRODUCT SPECIFICATIONS

Host	Rabbit
Reactivity	Human, Mouse
Clonality	Polyclonal
Isotype	IgG
Purity/Purification	>95%, Protein G purified
Form/Format	Liquid
Sequence Length	368
Applicable Applications for anti-ADRM1 antibody	IF (Immunofluorescence), IHC (Immunohistochemistry), WB (Western Blot), ELISA
Immunogen	Recombinant human Proteasomal ubiquitin receptor ADRM1 protein (2-407AA)
Preservative	0.03% Proclin 300
Constituents	50% Glycerol, 0.01M PBS, PH 7.4
Conjugation	Non-conjugated
Santa Cruz Alternative	Potential replacement for Santa Cruz Biotechnology antibody catalog# sc-98672 / sc-74310 / sc-74308
Preparation and Storage	Shipped at 4 degree C. Upon delivery aliquot and store at -20 degree C or -80 degree C. Avoid repeated freeze.

IMAGES

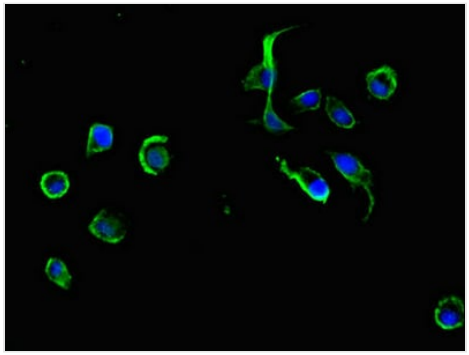

IHC (Immunohistochemisry)
Immunofluorescent analysis of MCF-7 cells using AAA232382 at a dilution of 1:100 and Alexa Fluor 488-congugated AffiniPure Goat Anti-Rabbit IgG(H+L

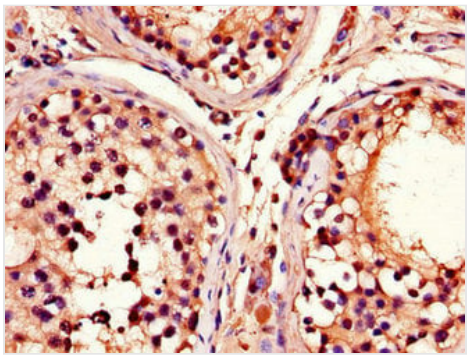

IHC (Immunohiostchemistry)
Immunohistochemistry of paraffin-embedded human testis tissue using AAA232382 at dilution of 1:100

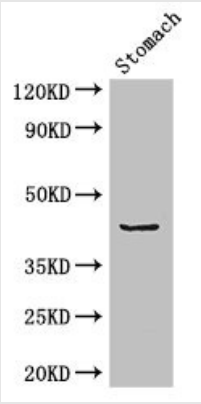

WB (Western Blot)
Western BlotPositive WB detected in:Mouse stomach tissueAll lanes: ADRM1 antibody at 2.7ug/mlSecondaryGoat polyclonal to rabbit IgG at 1/50000 dilutionPredicted band size: 43 kDaObserved band size: 43 kDa

ADDITIONAL INFORMATION

Related Product Information for anti-ADRM1 antibody	Functions as a proteasomal ubiquitin receptor. Recruits the deubiquitinating enzyme UCHL5 at the 26S proteasome and promotes its activity.

NCBI AND UNIPROT INFORMATION

NCBI GI #	527122034
NCBI GeneID	11047
NCBI Accession #	NP_001268366.1
NCBI GenBank Nucleotide #	NM_001281437.1
UniProt Accession #	Q16186; Q96FJ7; Q9H1P2; A0PKB1
Molecular Weight	42,153 Da
NCBI Official Full Name	proteasomal ubiquitin receptor ADRM1 isoform 2
NCBI Official Synonym Full Names	adhesion regulating molecule 1
NCBI Official Symbol	ADRM1
NCBI Official Synonym Symbols	ARM1; ARM-1; GP110
NCBI Protein Information	proteasomal ubiquitin receptor ADRM1
UniProt Protein Name	Proteasomal ubiquitin receptor ADRM1
UniProt Gene Name	**ADRM1**
UniProt Synonym Gene Names	GP110; Gp110; ARM-1; hRpn13
UniProt Entry Name	ADRM1_HUMAN

For Research Use Only. Not for use in diagnostic or therapeutic procedures. Small volumes of product may become entrapped in the seal of the vial during shipment and storage; if necessary, briefly centrifuge the vial on a tabletop centrifuge to dislodge any liquid in the cap.

AAA Biotech | Tel: +1 (619) 604-9440 | Fax: +1 (619) 604-9441 | contact@aaabiotech.com
Online datasheet: https://www.aaabiotech.com/polyclonal/adrm1-antibody-immunofluorescence-immunohistochemistry-western-blot-elisa/232382