Rabbit anti-Human, Mouse CHAT Polyclonal Antibody | anti-CHAT antibody

CHAT Antibody

CATALOG #	HOST	REACTIVITY	APPLICATIONS
AAA232439	**Rabbit**	**Human, Mouse**	**Immunofluorescence, Immunohistochemistry, Western Blot, ELISA**

PRODUCT SYNONYMS

CHAT; Polyclonal Antibody; CHAT Antibody; Choline O-acetyltransferase; anti-CHAT antibody

PRODUCT SPECIFICATIONS

Host	Rabbit
Reactivity	Human, Mouse
Clonality	Polyclonal
Isotype	IgG
Purity/Purification	>95%, Protein G purified
Form/Format	Liquid
Sequence Length	630
Applicable Applications for anti-CHAT antibody	IF (Immunofluorescence), IHC (Immunohistochemistry), WB (Western Blot), ELISA
Immunogen	Recombinant human Choline O-acetyltransferase protein (354-592AA)
Preservative	0.03% Proclin 300
Constituents	50% Glycerol, 0.01M PBS, PH 7.4
Conjugation	Non-conjugated
Santa Cruz Alternative	Potential replacement for Santa Cruz Biotechnology antibody catalog# sc-19056 / sc-19057 / sc-20672
Preparation and Storage	Shipped at 4 degree C. Upon delivery aliquot and store at -20 degree C or -80 degree C. Avoid repeated freeze.

IMAGES

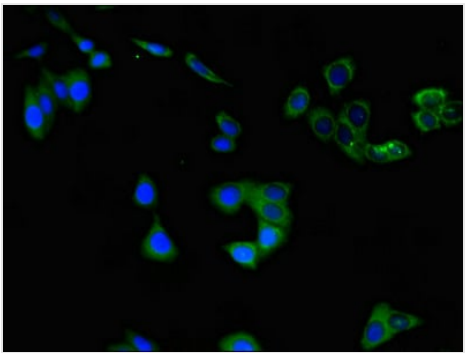

IHC (Immunohistochemisry)
Immunofluorescent analysis of HepG2 cells using AAA232439 at a dilution of 1:100 and Alexa Fluor 488-congugated AffiniPure Goat Anti-Rabbit IgG(H+L

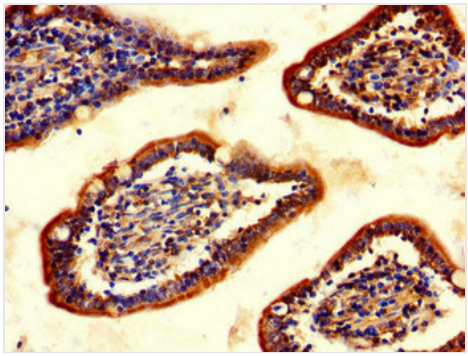

IHC (Immunohiostchemistry)
Immunohistochemistry of paraffin-embedded human small intestine tissue using AAA232439 at dilution of 1:100

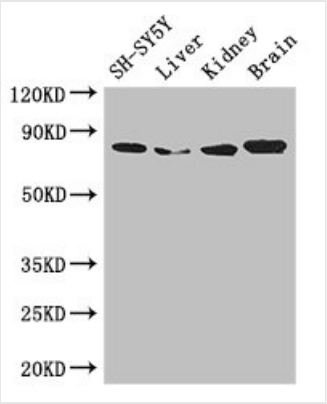

WB (Western Blot)
Western BlotPositive WB detected in:SH-SY5Y whole cell lysate,Mouse liver tissue,Mouse kidney tissue,Mouse brain tissueAll lanes: CHAT antibody at 3ug/mlSecondaryGoat polyclonal to rabbit IgG at 1/50000 dilutionPredicted band size: 83,75,71 kDaObserved band size: 83 kDa

ADDITIONAL INFORMATION

Related Product Information for anti-CHAT antibody	Catalyzes the reversible synthesis of acetylcholine (ACh) from acetyl CoA and choline at cholinergic synapses.

NCBI AND UNIPROT INFORMATION

NCBI GI #	218931221
NCBI GeneID	1103
NCBI Accession #	NP_001136401.1
NCBI GenBank Nucleotide #	NM_001142929.1
UniProt Accession #	P28329; Q16488; Q9BQ23; Q9BQ35; Q9BQE1; A2BDF4; A2BDF5
Molecular Weight	70,394 Da
NCBI Official Full Name	choline O-acetyltransferase isoform 1
NCBI Official Synonym Full Names	choline O-acetyltransferase
NCBI Official Symbol	CHAT
NCBI Official Synonym Symbols	CMS6; CMS1A; CMS1A2; CHOACTASE
NCBI Protein Information	choline O-acetyltransferase
UniProt Protein Name	Choline O-acetyltransferase
UniProt Gene Name	**CHAT**
UniProt Synonym Gene Names	CHOACTase; ChAT; Choline acetylase
UniProt Entry Name	CLAT_HUMAN

For Research Use Only. Not for use in diagnostic or therapeutic procedures. Small volumes of product may become entrapped in the seal of the vial during shipment and storage; if necessary, briefly centrifuge the vial on a tabletop centrifuge to dislodge any liquid in the cap.

AAA Biotech | Tel: +1 (619) 604-9440 | Fax: +1 (619) 604-9441 | contact@aaabiotech.com
Online datasheet: https://www.aaabiotech.com/polyclonal/chat-antibody-immunofluorescence-immunohistochemistry-western-blot-elisa/232439