Rabbit anti-Human EIF4A3 Polyclonal Antibody | anti-EIF4A3 antibody

EIF4A3 Antibody

CATALOG #	HOST	REACTIVITY	APPLICATIONS
AAA232468	**Rabbit**	**Human**	**Immunofluorescence, Immunohistochemistry, Western Blot, ELISA**

PRODUCT SYNONYMS

EIF4A3; Polyclonal Antibody; EIF4A3 Antibody; Eukaryotic initiation factor 4A-III; ATP-dependent RNA helicase DDX48; ATP-dependent RNA helicase eIF4A-3; DEAD box protein 48; Eukaryotic initiation facto; DDX48; KIAA0111; anti-EIF4A3 antibody

PRODUCT SPECIFICATIONS

Host	Rabbit
Reactivity	Human
Clonality	Polyclonal
Isotype	IgG
Purity/Purification	>95%, Protein G purified
Form/Format	Liquid
Sequence Length	411
Applicable Applications for anti-EIF4A3 antibody	IF (Immunofluorescence), IHC (Immunohistochemistry), WB (Western Blot), ELISA
Immunogen	Recombinant human Eukaryotic initiation factor 4A-III protein (6-166AA)
Preservative	0.03% Proclin 300
Constituents	50% Glycerol, 0.01M PBS, PH 7.4
Conjugation	Non-conjugated
Santa Cruz Alternative	Potential replacement for Santa Cruz Biotechnology antibody catalog# sc-51487 / sc-67369
Preparation and Storage	Shipped at 4 degree C. Upon delivery aliquot and store at -20 degree C or -80 degree C. Avoid repeated freeze.

IMAGES

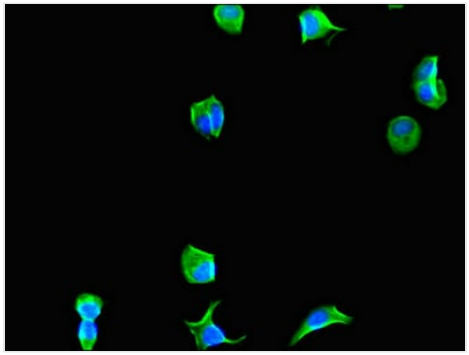

IHC (Immunohistochemisry)
Immunofluorescent analysis of MCF-7 cells using AAA232468 at a dilution of 1:100 and Alexa Fluor 488-congugated AffiniPure Goat Anti-Rabbit IgG(H+L

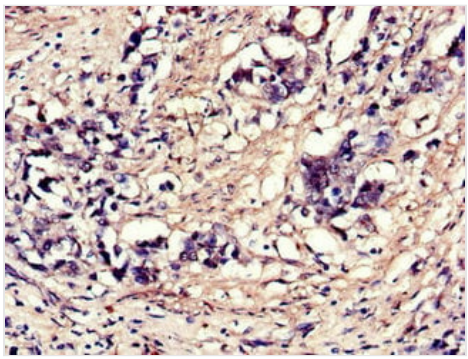

IHC (Immunohiostchemistry)
Immunohistochemistry of paraffin-embedded human gastric cancer using AAA232468 at dilution of 1:100

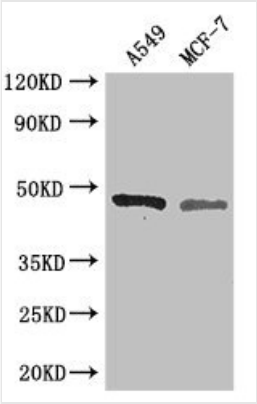

WB (Western Blot)
Western BlotPositive WB detected in:A549 whole cell lysate,MCF-7 whole cell lysateAll lanes: EIF4A3 antibody at 3ug/mlSecondaryGoat polyclonal to rabbit IgG at 1/50000 dilutionPredicted band size: 47 kDaObserved band size: 47 kDa

ADDITIONAL INFORMATION

Related Product Information for anti-EIF4A3 antibody	ATP-dependent RNA helicase. Core component of the splicing-dependent multiprotein exon junction complex (EJC) deposited at splice junctions on mRNAs. The EJC is a dynamic structure consisting of core proteins and several peripheral nuclear and cytoplasmic associated factors that join the complex only transiently either during EJC assembly or during subsequent mRNA metabolism. The EJC marks the position of the exon-exon junction in the mature mRNA for the gene expression machinery and the core components remain bound to spliced mRNAs throughout all stages of mRNA metabolism thereby influencing downstream processes including nuclear mRNA export, subcellular mRNA localization, translation efficiency and nonsense-mediated mRNA decay (NMD). Its RNA-dependent ATPase and RNA-helicase activities are induced by CASC3, but abolished in presence of the MAGOH-RBM8A heterodimer, thereby trapping the ATP-bound EJC core onto spliced mRNA in a stable conformation. The inhibition of ATPase activity by the MAGOH-RBM8A heterodimer increases the RNA-binding affinity of the EJC. Involved in translational enhancement of spliced mRNAs after formation of the 80S ribosome complex. Binds spliced mRNA in sequence-independent manner, 20-24 nucleotides upstream of mRNA exon-exon junctions. Shows higher affinity for single-stranded RNA in an ATP-bound core EJC complex than after the ATP is hydrolyzed. Involved in the splicing modulation of BCL2L1/Bcl-X (and probably other apoptotic genes); specifically inhibits formation of proapoptotic isoforms such as Bcl-X(S); the function is different from the established EJC assembly. Involved in craniofacial development.

NCBI AND UNIPROT INFORMATION

NCBI GI #	7661920
NCBI GeneID	9775
NCBI Accession #	NP_055555.1
NCBI GenBank Nucleotide #	NM_014740.3
UniProt Accession #	P38919; Q15033; Q6IBQ2; Q96A18
Molecular Weight	46,871 Da
NCBI Official Full Name	eukaryotic initiation factor 4A-III
NCBI Official Synonym Full Names	eukaryotic translation initiation factor 4A3
NCBI Official Symbol	EIF4A3
NCBI Official Synonym Symbols	RCPS; DDX48; MUK34; NUK34; NMP265; eIF4AIII
NCBI Protein Information	eukaryotic initiation factor 4A-III
UniProt Protein Name	Eukaryotic initiation factor 4A-III
UniProt Gene Name	**EIF4A3**

UniProt Synonym Gene Names	DDX48; KIAA0111; eIF-4A-III; eIF4A-III; NMP 265; hNMP 265
UniProt Entry Name	IF4A3_HUMAN

For Research Use Only. Not for use in diagnostic or therapeutic procedures. Small volumes of product may become entrapped in the seal of the vial during shipment and storage; if necessary, briefly centrifuge the vial on a tabletop centrifuge to dislodge any liquid in the cap.

AAA Biotech | Tel: +1 (619) 604-9440 | Fax: +1 (619) 604-9441 | contact@aaabiotech.com
Online datasheet: https://www.aaabiotech.com/polyclonal/eif4a3-antibody-immunofluorescence-immunohistochemistry-western-blot-elisa/232468